


# CA User Group

## Guide for the members

Abdel Laabi,  
Principal Community Programs - EMEA  
CA Technologies

June, 2018



# Introduction

*Welcome to the Guide for the CA User Group members.*

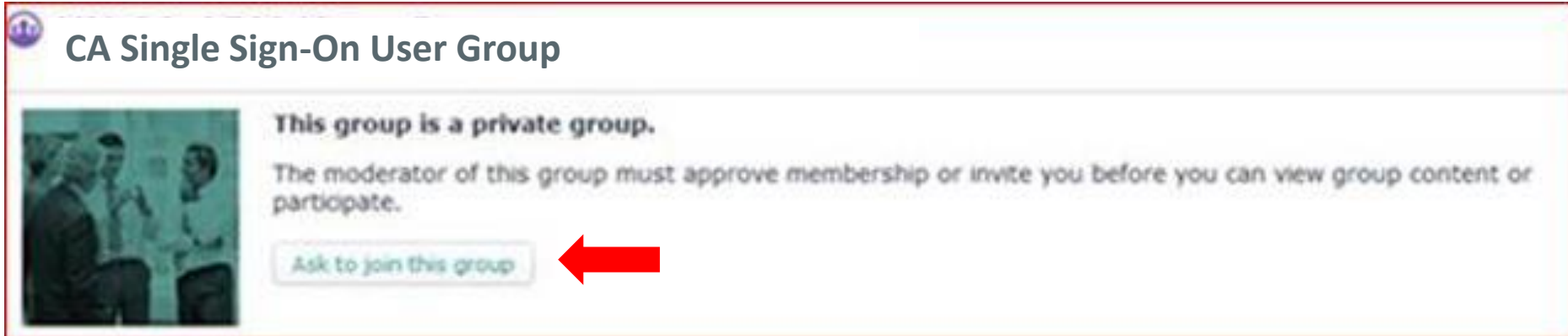
This guide is designed to help user group members in Europe get familiar with the CA Communities new platform. It is also intended to provide some Best Practices to help members get involved in their User Group activities & be active contributors.

# How can I get involved with the Community ?



## 1) Join the User Group to become member

1. <https://communities.ca.com/groups/france-ca-single-sign-on-user-group>
2. **Login** (email / password) - use your Support identification, or create an account
3. Click on **"Ask to join this group"**. Your request will be reviewed then Approved



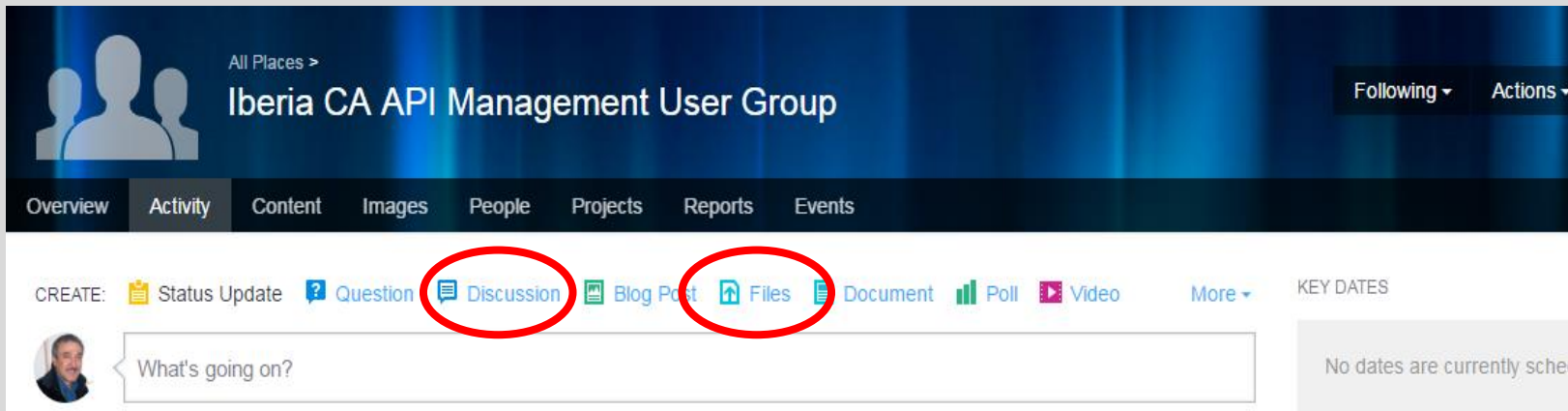
## 2) Subscribe to the notifications to stay connected with the Community

Click on “**Following**” box on the top right and Select the **inbox**

The screenshot shows the user interface for the 'Iberia CA API Management User Group'. At the top, there's a header with a group icon and the title 'Iberia CA API Management User Group'. Below this is a navigation bar with tabs: Overview, Activity, Content, Images, People, Projects, Reports, and Events. On the right side, there's a 'Following' dropdown menu, which is circled in red. The dropdown menu is open, showing a list of options: 'Following' (checked), 'New Stream', 'New Stream 1', 'New Stream 2', 'Inbox' (checked), and 'Stop Following'. A red arrow points to the 'Inbox' option. Below the navigation bar, there's a section titled 'YOU CAN CUSTOMIZE THIS PAGE' with a 'Customize' button. At the bottom, there's a 'GROUP OVERVIEW' section with a profile picture and a text input field containing 'What's going on?'. On the right, there's an 'ACTIONS' section with a button labeled 'Ask a question'.

### 3) Be active contributor

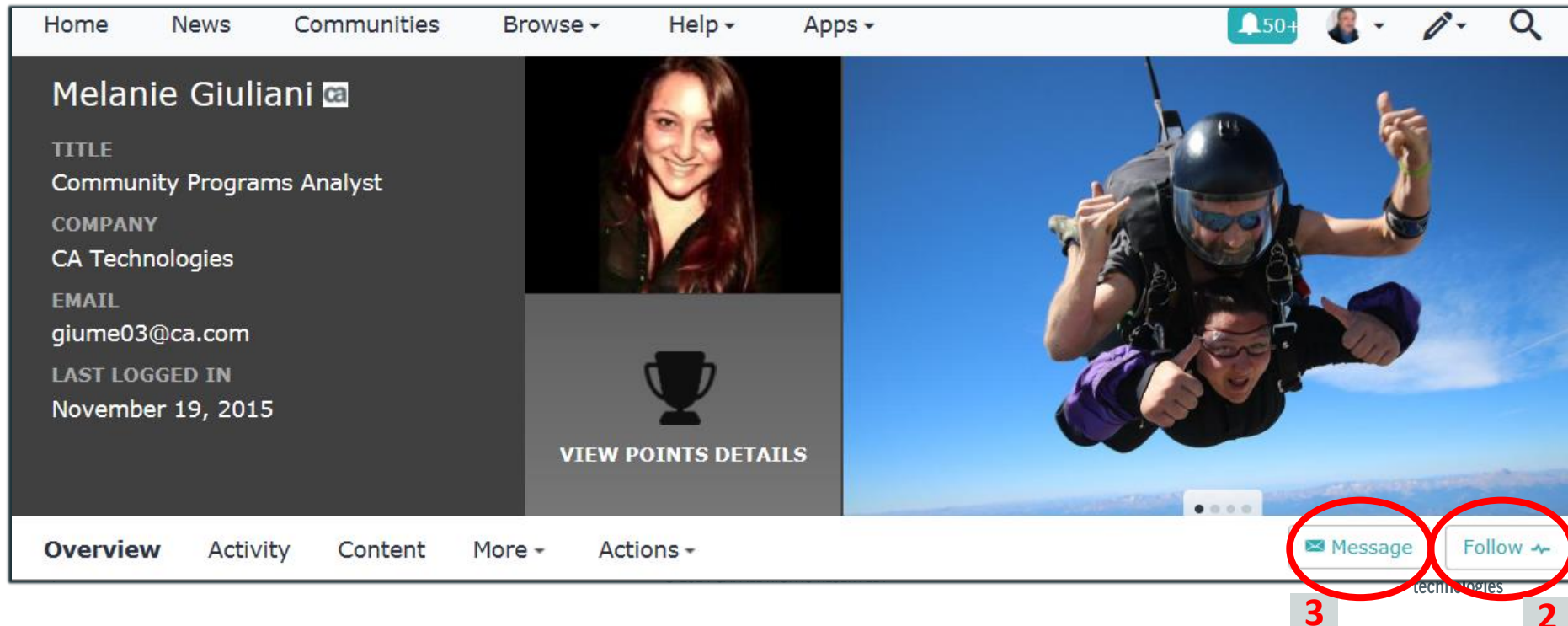
- **Get involved in the user group activities.** Make suggestions, topics for next meeting.
- **Share your experience & knowledge**
  - in-Person meetings: User presentation ...
  - Online: '**Action**' to start a conversation ('**Discussion**') or share document ('**Files**') ...



- **Contribute to enhance the solution** (Ideation ...)

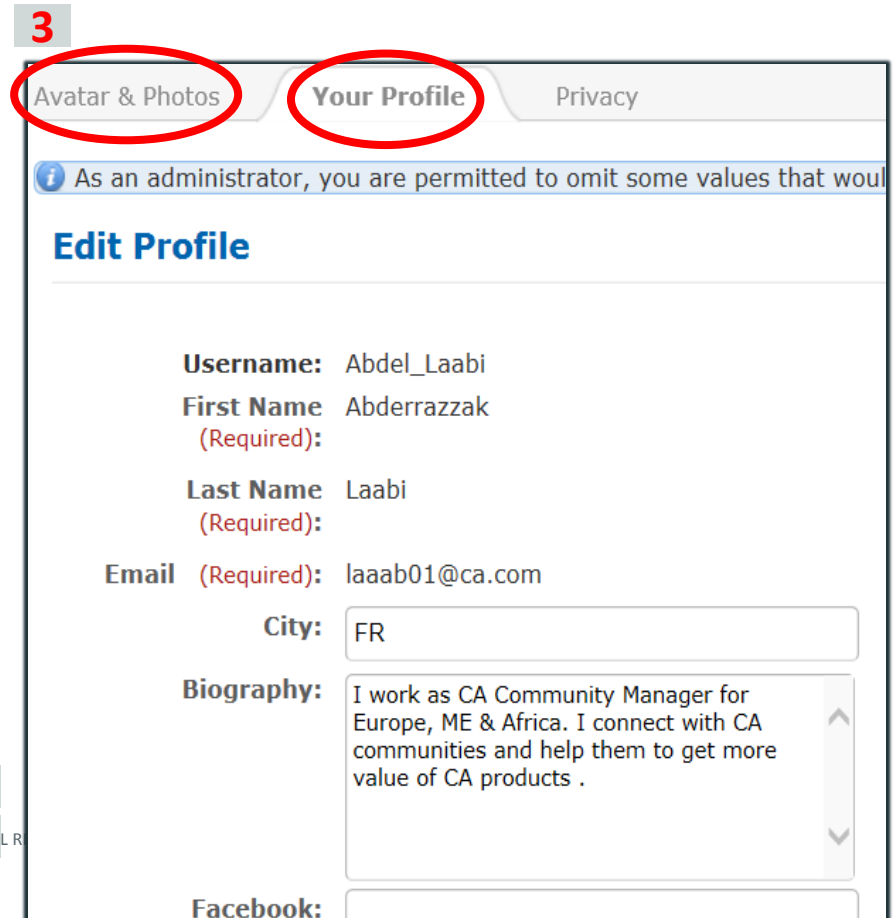
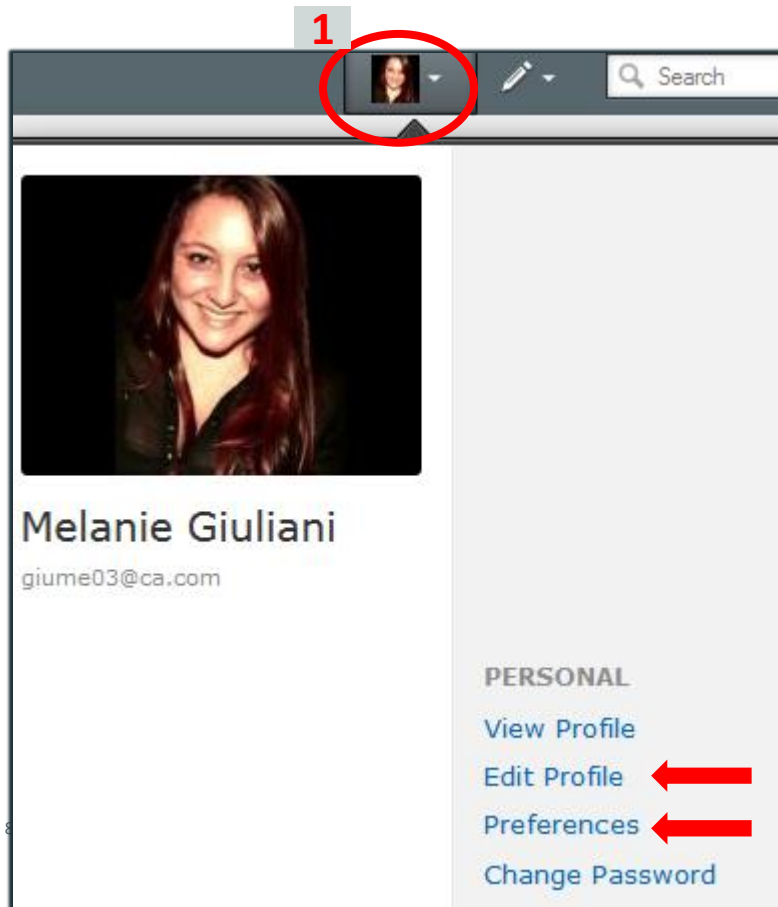
## 4) Connect with people

- 1) Click on **People** tab and use the sorting options to filter and find relevant people
- 2) Click on **"Follow"** tab on the bottom right  
and choose whether to follow that user via your inbox or connections stream.
- 3) Click on **"Message"** tab on the bottom right to send private message



## 5) Update your profile

- 1) Click on the drop menu on the top of the page
- 2) Click on **Preferences** and update your time zone, language, ...
- 3) Click on **Edit Profile** to load your photo, update your Biography, ...





## 6) Contribute to enhance the solution

**Ideation:** Submit & vote for Product Enhancement ideas



Submitting ideas  
for product  
enhancements



Voting on and discussing  
ideas from other  
community members



Opting into product validation  
programs to test incremental process  
and provide feedback that will  
influence the next software iteration

# Ideation: **Submit ideas for product enhancements**

- 1) Global Community: <https://communities.ca.com/community/ca-security>
- 2) Login (email / password)
- 3) Click on **Action** tab on the top, then **Ideas**

The screenshot shows the CA Security Communities page. At the top, there's a navigation bar with 'All Places >' and 'CA Security'. Below this is a secondary navigation bar with tabs: 'Content', 'Images', 'People', 'Subspaces', 'Events', and 'Reports'. On the right side of the top bar, there are two dropdown menus: 'Following' and 'Actions'. The 'Actions' dropdown is open, showing a list of options: 'Question', 'Discussion', 'Document', 'Files', 'Blog Post', 'Poll', 'Sub-space', 'Video', 'Idea', and 'Event'. The 'Idea' option is highlighted with a red arrow. The main content area of the page includes a section titled 'ASK CA SECURITY' with a text input field 'Type your question' and a blue 'Ask my question' button. Below this is a 'RECENT ACTIVITY' section with three items, each preceded by a green bar chart icon. On the right side of the page, there are sections for 'UPCOMING' and 'FEATURED' content.

# Ideation: **Vote for ideas from community members**

- 1) Click on **Content** tab,
- 2) Click on **Ideas** (💡) to list all the ideas
- 3) **Open an idea** by clicking on it


The screenshot shows the 'CA Security' community page. The 'Content' tab is highlighted with a red circle and a '1' in a grey box. Below the tabs, the 'Ideas (282)' link is highlighted with a red circle and a '2' in a grey box. The first idea in the list, 'Implement OpenId signature in CA SSO with HS256/HS512 algorithms', is highlighted with a red circle and a '3' in a grey box.


Title	Author	Latest activity	Views	👍	🔖	💬	⚙️
💡 Implement OpenId signature in CA SSO with HS256/HS512 algorithms 22 UNDER REVIEW	FRANCESCO MASCIOLI	May 15, 2018 12:27 AM	539	-	0	2	⚙️
💡 End user emails localized in different languages 22 NOT PLANNED	OLEG KUPERSHMIDT	December 16, 2015 5:17 PM	353	-	0	1	⚙️
💡 Office 365 provisioning from SaaS 17 NOT PLANNED	STEFANO Sali	April 11, 2018 6:35 AM	364	-	0	3	⚙️
💡 Show CSV records count/numbers on Bulk Loader Task Approver Task 17 CURRENTLY PLANNED	Ram Majeti	November 1, 2017 12:19 PM	659	-	0	1	⚙️
💡 CA Secure Cloud support for Safari browsers 16 DELIVERED	OLEG KUPERSHMIDT	February 8, 2016 8:50 AM	307	-	0	2	⚙️

## Ideation: **Vote for ideas from community members**

4) **vote** through the button “Vote up”

### Implement OpenId signature in CA SSO with HS256/HS512 algorithms

Idea created by FRANCESCO MASCIOLI  on Sep 20, 2017

 Comment • 2

Under review

(You have not voted)

SCORE

22


4

Vote up ↑

Vote down ↓

22 VOTES UP

0 VOTES DOWN



+13 MORE

The latest version of CA SSO 12.7 has added OpenId client and Authorization providers, which allows to enlarge the federation spectrum to new protocols and new service providers.

This feature allows to manage also the simpler JWT federation and integration.

Unfortunately for (CA SSO) the most common algorithm used for JWT tokens are HS256 and HS512, but this algorithms are not yet available in the current configuration.

# Ideation: Benefits

- Enables transparency and turns enhancement requests into conversations
- Places context around the priority and value of an idea
- Maximizes the input of our customers into our development process
- Provides a timely decision for customers' ideas
- Keeps customers informed of decision and status changes
- Builds trust with our customers that we are building products based on open, transparent and collaborative process

# Useful Links

CA Communities : All Regional User Groups & Global communities

Ideation ( Video ) : <https://communities.ca.com/videos/1447>

CA Communities User Guide

The Water Cooler

The go-to spot to ask questions, submit ideas, or find tips, tricks and training pertaining to the CA Communities



## Abdel Laabi

CA Community Manager - EMEA

[abderrazzak.laabi@ca.com](mailto:abderrazzak.laabi@ca.com)

 [@cainc](https://twitter.com/cainc)

 [slideshare.net/CAinc](https://slideshare.net/CAinc)

 [linkedin.com/company/ca-technologies](https://linkedin.com/company/ca-technologies)

[ca.com](https://ca.com)

# Thank you

