



Clarity Community Webcast Clarity Connections

Mary Lichtenauer, ValueOps Solution Engineer

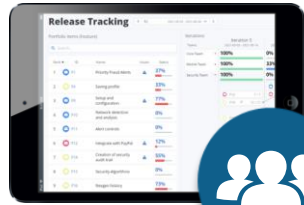
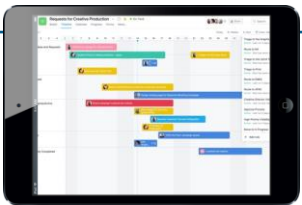
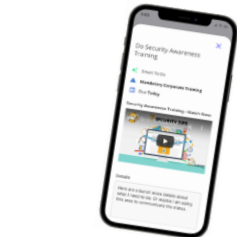
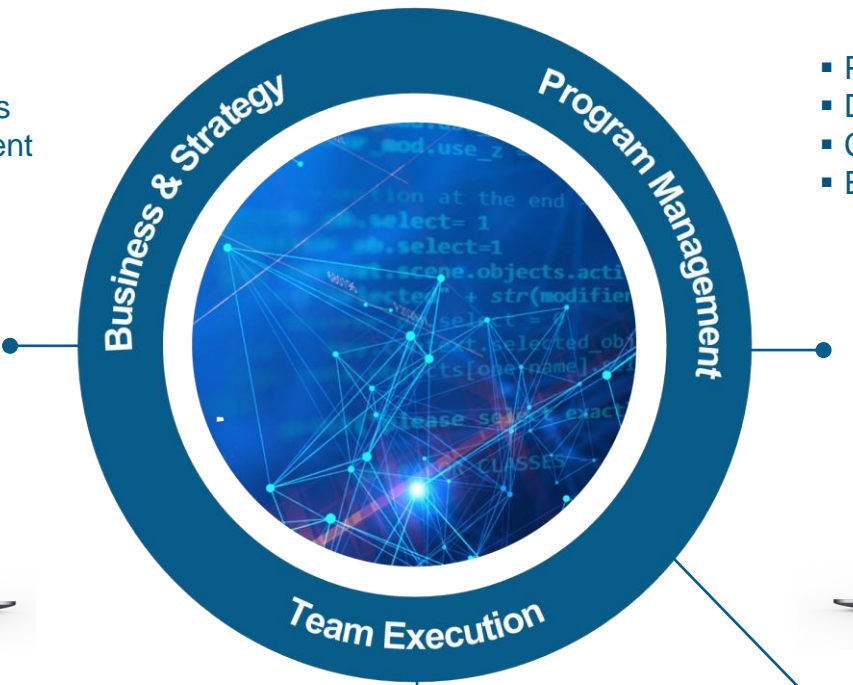
April 14, 2022



Broadcom ValueOps Solution

- Investment Strategy
- Innovation Roadmaps
- Demand Management
- Funding Decisions
- Financials Reporting
- Business Agreements
- Resource Management
- Project Management

- PI Planning & Tracking
- Dependency & Risk Mgt
- Capacity Planning
- Execution Roadmaps
- Quality Management
- Release Tracking
- Efficiency Metrics
- Enterprise Visibility



Collaborative Work

Project Management

3rd Party Integrations

Rally Teams

Other Teams

Session Agenda

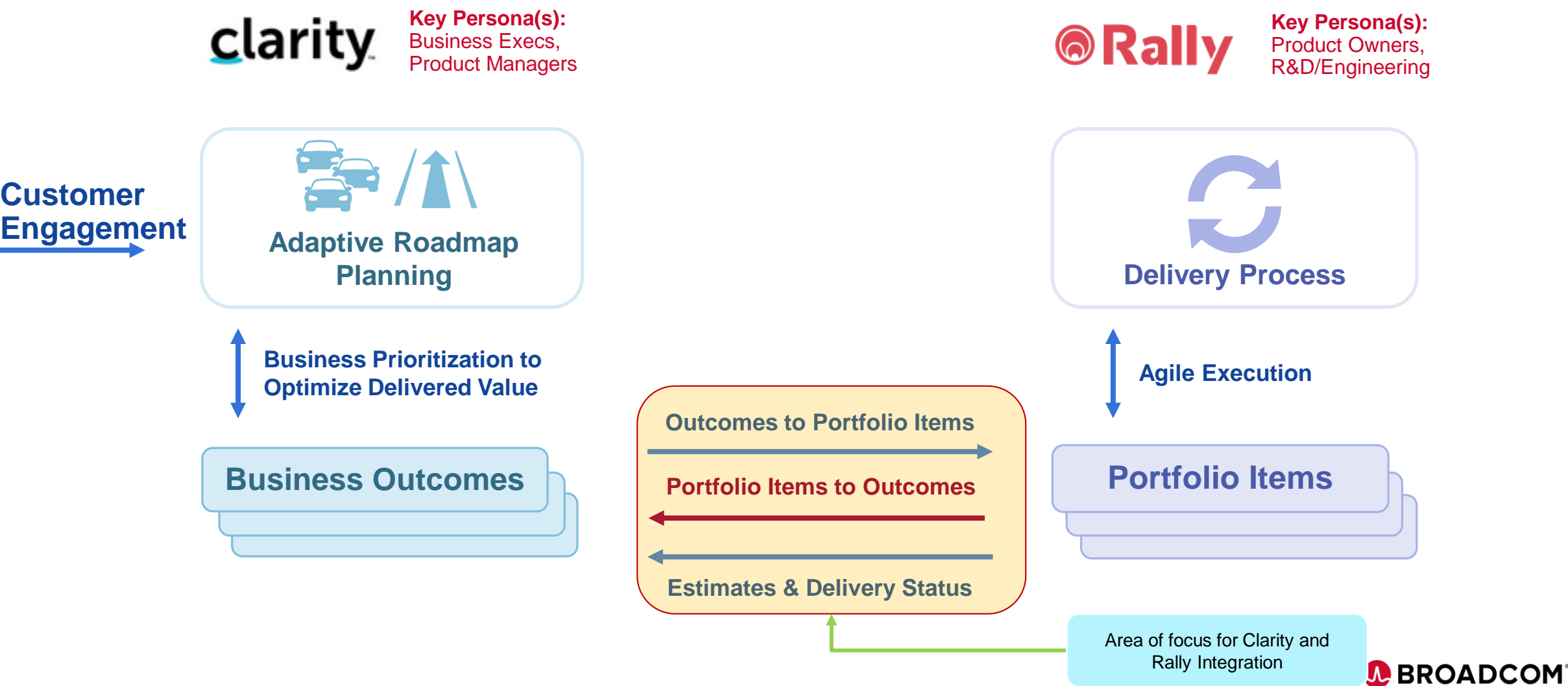
- What is 'Clarity Connections'
- Clarity Connections 'In Action'
- Integration Administration
 - Creating the Integration Object
 - Creating an Integration Mapping
 - Executing the Integration
- Use Case Examples
 - Mapping Additional Fields
 - Setting up the Integration for Custom Attributes
- Visibility to Integration Metrics and Reporting
- Other Administration Topics
- Q&A



Clarity Connections Defined



Clarity Connections: Facilitating Adaptive Strategy Planning and Execution Delivery



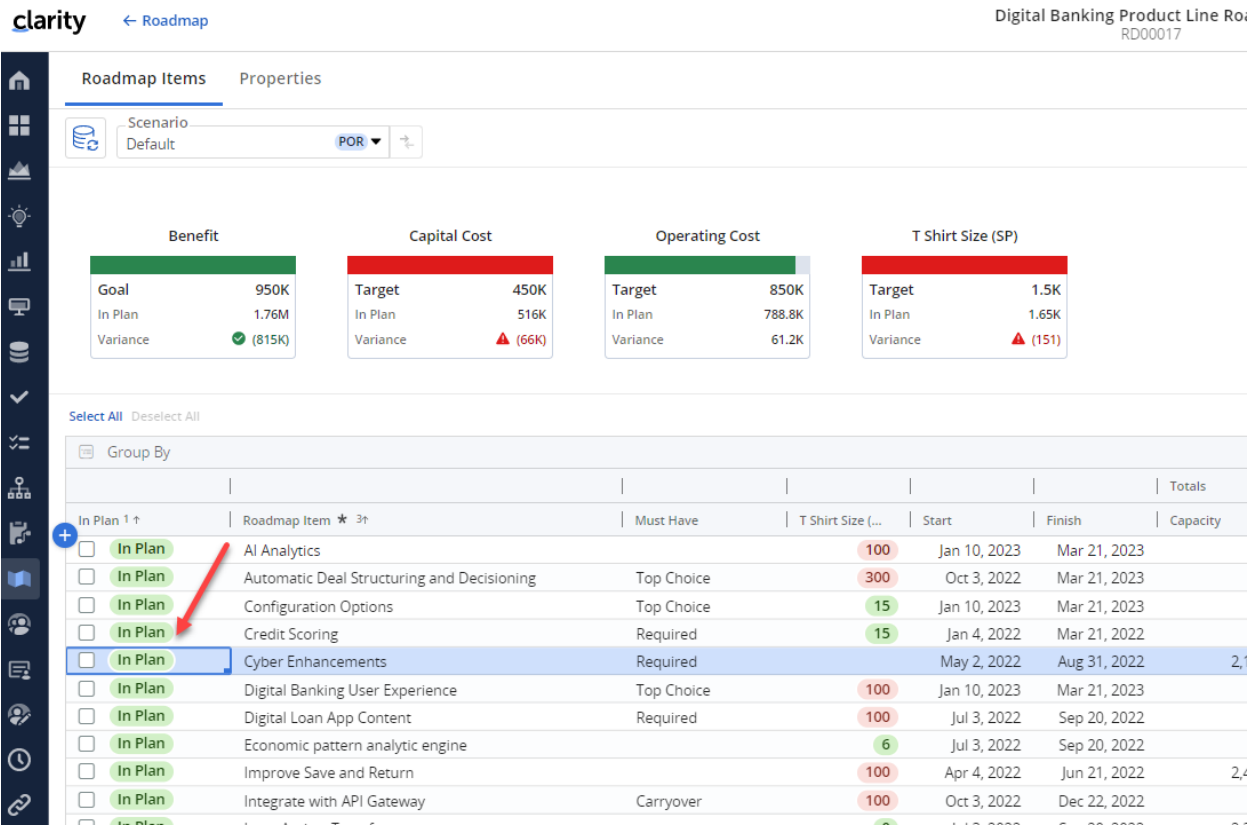
Clarity Connections

- **Clarity Connections** is the in-product integration that facilitates a connection between Clarity and Rally
- The integration can be defined between a Clarity CIT (Custom Investment Type), Project, or Idea and a Rally Portfolio Item
- The majority of the configuration of Clarity Connections is done within the Clarity Administration area of the Modern User Experience

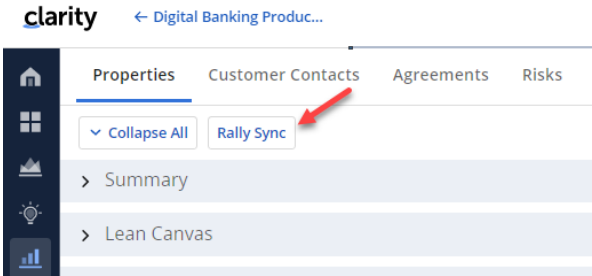
Clarity Connections 'In Action'



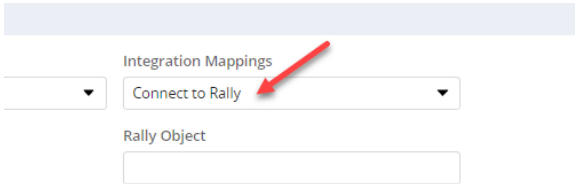
Clarity Connections ‘In Action’



1. Portfolio Epics are prioritized and selected for execution...



3. The ‘Synchronize Mapped Information’ job is run, using a scheduled job, manually executed job, or Action (via a process).



2. ...on the Portfolio Epic, the ‘Integration Mappings’ attribute is set to the desired integration. This setting indicates that this Portfolio Epic will be integrated with Rally. **note that this can be a manual step or automated via a Roadmap process.

Clarity Connections ‘In Action’

A new Epic has been created in Rally.

ProjectsBusiness to Bank Engagement

Portfolio Items

Portfolio Item Epic

Select or Add Saved and Shared Views

Search Work Items

+ Add New

Show Filters

Show Fields

<input type="checkbox"/>	Rank	ID	Name	Release	State	Percent Done By Story Plan Estimate	Percent Done By Story Count	Plan Estimate	Un-Estimated Leaf Story Count	Project	Owner
Totals										11	
<input type="checkbox"/>	>	E1	NexGen Fraud Alert System	--	Build	44% 119/...	45% 32/7...	--	7	Digital Banking	Rachel
<input type="checkbox"/>	>	E2	Build read-write API for handling loan ...	--	Build	0% 0/0 pol...	0% 0/0 sto...	--	0	Platform	Aaron
<input type="checkbox"/>	>	E3	Loan Calculator Tool	--	Build	35% 34/9...	32% 8/25 ...	--	1	Digital Banking	Rachel
<input type="checkbox"/>	>	E4	Digital Banking User Experience	--	Build	19% 24/1...	23% 7/31 ...	--	2	Digital Banking	Rachel
<input type="checkbox"/>	>	E5	Commercial Credit Analysis	--	Build	13% 3/23 ...	20% 1/5 st...	--	0	Digital Banking	Rachel
<input type="checkbox"/>		E6	Integrate with API Gateway	--	Priorit...	0% 0/0 pol...	0% 0/0 sto...	--	0	Platform	Aaron
<input type="checkbox"/>		E7	Homepage	--	Priorit...	0% 0/0 pol...	0% 0/0 sto...	--	0	Digital Banking	Rachel
<input type="checkbox"/>		E8	Credit Scoring	--	Priorit...	0% 0/0 pol...	0% 0/0 sto...	--	0	Digital Banking	Rachel
<input type="checkbox"/>	>	E9	Loan Assist eTransfer	--	Priorit...	0% 0/0 pol...	0% 0/0 sto...	--	0	Digital Banking	Rachel
<input type="checkbox"/>	>	E10	Consumer Portal	--	Busin...	0% 0/4 pol...	0% 0/3 sto...	--	1	Platform	Aaron
<input type="checkbox"/>		E11	Credit Score Highlighting	--	Priorit...	0% 0/0 pol...	0% 0/0 sto...	--	0	Platform	Aaron
<input type="checkbox"/>		E12	Cyber Enhancements	--		0% 0/0 pol...	0% 0/0 sto...	--	0	Business to Bank En...	

Settings

Department

Development

Investment ID *

EPI00000043

Active

Work Status

Requested

Rally Project

Business to Bank Engagement

Integration Mappings

Connect to Rally

Rally Object

630719525257

If a Rally Project is specified in Clarity, the new Portfolio Epic will be created in that Project in Rally. If not specified, it will create it in the default Rally project of the service account that was setup for the integration. **Note – your organization may want to control/automate these selections.**

Clarity Connections ‘In Action’

ProjectsBusiness to Bank Engagement

Portfolio Items

Portfolio Item

Portfolio Item Epic

Saved Views

Select or Add Saved and Shared Views

Search Work Items

+ Add New

Show Filters

Show Fields

Rank	ID	Name	Release	State	Percent Done By Story Plan Estimate	Percent Done By Story Count	Plan Estimate	Schedule State	Unl
Totals									
	E1	NexGen Fraud Alert System	--	Build	44% 119/...	45% 32/7...	--		
	E2	Build read-write API for handling loan ...	--	Build	0% 0/0 poi...	0% 0/0 sto...	--		
	E3	Loan Calculator Tool	--	Build	35% 34/9...	32% 8/25 ...	--		
	E4	Digital Banking User Experience	--	Build	19% 24/1...	23% 7/31 ...	--		
	E5	Commercial Credit Analysis	--	Build	13% 3/23 ...	20% 1/5 st...	--		
	E6	Integrate with API Gateway	--	Priorit...	0% 0/0 poi...	0% 0/0 sto...	--		
	E7	Homepage	--	Priorit...	0% 0/0 poi...	0% 0/0 sto...	--		
	E8	Credit Scoring	--	Priorit...	0% 0/0 poi...	0% 0/0 sto...	--		
	E9	Loan Assist eTransfer	--	Priorit...	0% 0/0 poi...	0% 0/0 sto...	--		
	E10	Consumer Portal	--	Busin...	0% 0/4 poi...	0% 0/3 sto...	--		
	E11	Credit Score Highlighting	--	Priorit...	0% 0/0 poi...	0% 0/0 sto...	--		
	E12	Cyber Enhancements	--		38% 3/8 p...	50% 1/2 st...	--		
	F51	Feature 1			38% 3/8 p...	50% 1/2 st...	--		
	US144	User Story 1	--	--	--	--	3		
	US145	User Story 2	--	--	--	--	5		
	F52	Feature 2			0% 0/0 poi...	0% 0/0 sto...	--		

Estimated Story Points

8

Estimated User Stories

2

Accepted Story Points

3

Accepted User Stories

1

% Done By Agile Plan Estimate

37.5%

% Done by Story Count

50%

Information mapped via the Integration will be made visible in the Clarity Portfolio Epic

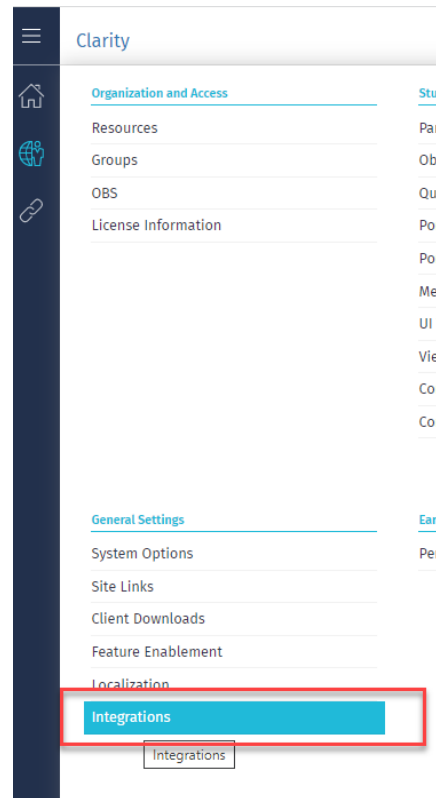
The Epic is decomposed into Features and User Stories. When User Stories are Accepted, their completion status will aggregate up into Epic level metrics, which will ultimately be visible in Clarity.

Integration Administration: Creating the Integration Object



Creating the Integration Object

- Configure the Clarity-Rally integration by creating one or more integration objects. The integration object is created from the Integrations page in Classic PPM (Administration/General Settings/Integrations).



Integrations

A screenshot of the 'Integrations' page. It features a search bar at the top with a dropdown menu set to 'Filter: None'. Below the search bar are two input fields: 'INTEGRATION NAME' and 'INTEGRATION ID'. There are four buttons: 'FILTER', 'SHOW ALL', 'SAVE FILTER', and 'CLEAR'. Below these buttons is a table with one row. The table has a checkbox in the first column and a text field in the second column. The text field contains the value 'Rally'. A red arrow points to the 'Rally' text. At the bottom of the page are two buttons: 'SAVE' and 'NEW'.

	Integration Name
<input type="checkbox"/>	Rally

Creating the Integration Object

Clarity

GENERALAGILE CENTRALINTEGRATION POLICY

Integration - Rally Properties - General

General

INTEGRATION NAME

Rally

INTEGRATION ID

ac_ppm

AREA

Agile

(Software application area of the vendor.)

VENDOR

Rally

(Software company that is being integrated to PPM.)

SUPPLIER

CA Technologies

(Name of company implementing the integration.)

INTEGRATION URL

https://rally1.rallydev.com

INTEGRATION INSTANCE

629997332087

(Instance the integration will connect to (e.g. Workspace id).)

REFERRER URL

https://rally1.rallydev.com

ACTIVE

☒

Authentication

AUTHENTICATION TYPE

API Key

INTEGRATION API KEY

USER NAME

PASSWORD

PROXY SERVER

PROXY PORT

3128

PROXY USER NAME

PROXY USER PASSWORD

SAVE

SAVE AND RETURN

RETURN

Required

Enter Once

Unique

Provide a name and id for the integration instance.
Fill in the remaining required fields as outlined:

Field Name	Description
Areas	The software application or business area of the vendor (for example, Agile).
Vendor	The company name with which Clarity is integrating (for example, Rally).
Supplier	The company name that is implementing the integration (for example, Broadcom).
Integration URL	The URL for the integration instance (for example, the Rally instance URL).
Integration API Key	The key that is used to access and retrieve data from Rally
Integration Instance	The Rally workspace ID

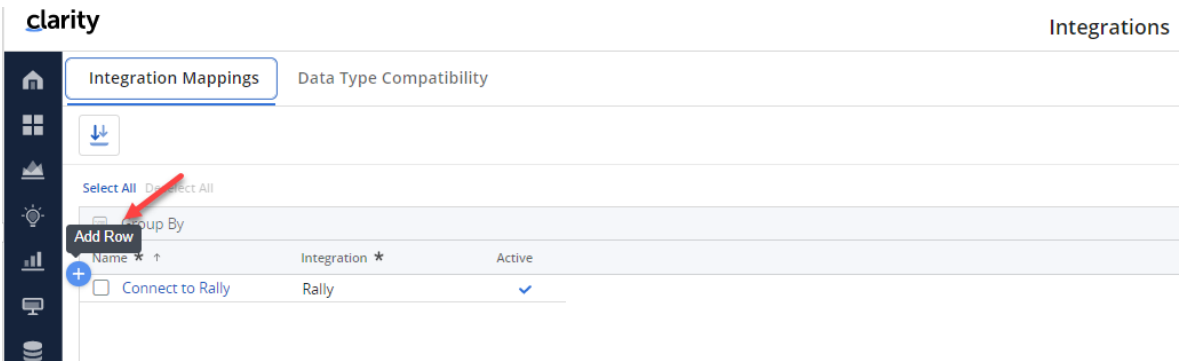
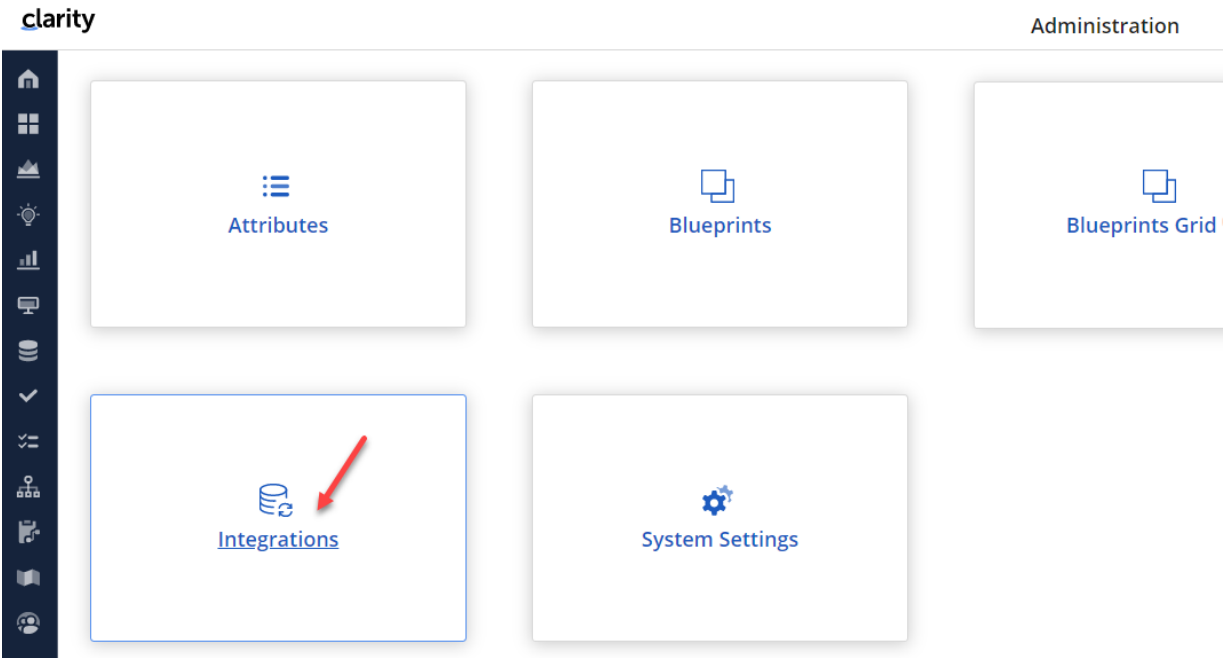
**note – the integration object creation uses the same configuration screen as the legacy Clarity to Rally connector, but only uses this first screen*

Integration Administration: Creating an Integration Mapping



Create an Integration Mapping

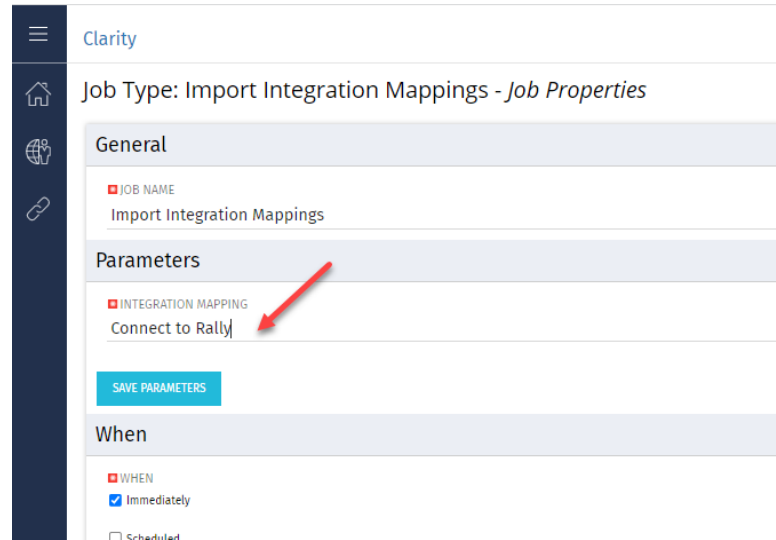
In the Modern UX Administration, navigate to Integrations



Add Row, provide a name for the integration mapping, and select the Integration Object that was just configured in the Classic UX – this will determine the connected Rally Workspace

Create an Integration Mapping

Navigate to Classic, and run the 'Import Integration Mappings' job. Make sure to select the Integration Mapping that you just created.

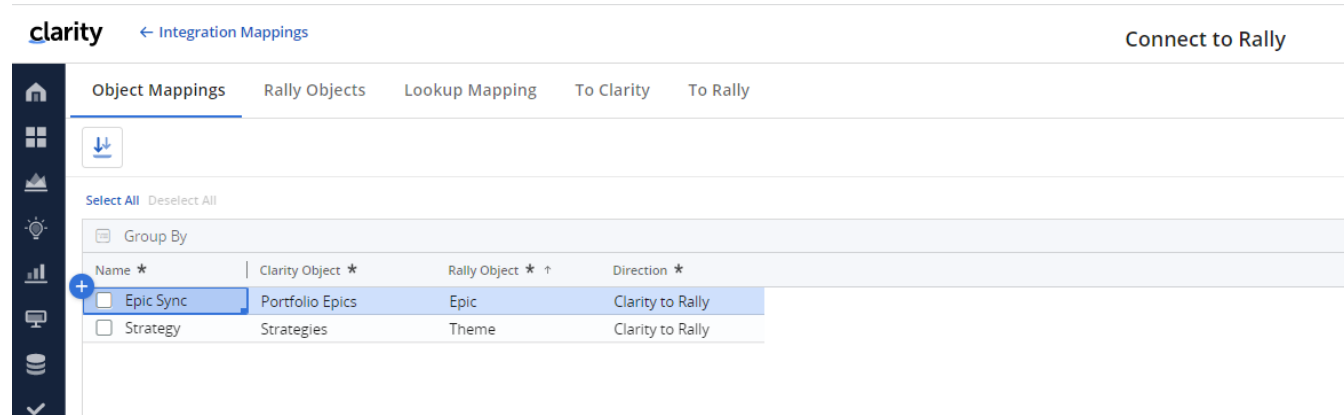


The screenshot shows the 'Clarity' interface with a sidebar on the left containing icons for home, Clarity, and integration. The main content area is titled 'Job Type: Import Integration Mappings - Job Properties'. It has three sections: 'General', 'Parameters', and 'When'. In the 'General' section, the 'JOB NAME' is 'Import Integration Mappings'. In the 'Parameters' section, the 'INTEGRATION MAPPING' is 'Connect to Rally', which is highlighted by a red arrow. Below this is a 'SAVE PARAMETERS' button. In the 'When' section, the 'WHEN' options are 'Immediately' (checked) and 'Scheduled' (unchecked).

The Import integration mapping job in Classic PPM enables Clarity to retrieve the portfolio item type objects and supported attributes from the configured Rally workspace, along with the Clarity object attributes, including custom attributes. It also fetches the Milestones, Investment Categories, State, and Project lookups from Rally. Once imported, the objects and fields are available in the Rally Objects tab in Clarity.

Create an Integration Mapping – Object Mapping

Navigate to Modern UX Administration, Integrations. You are now ready to create the Object and Field Mappings.



The screenshot shows the 'clarity' interface with a navigation bar at the top containing '← Integration Mappings' and a 'Connect to Rally' button. Below the navigation bar are tabs for 'Object Mappings', 'Rally Objects', 'Lookup Mapping', 'To Clarity', and 'To Rally'. The 'Object Mappings' tab is active, displaying a table with columns: Name *, Clarity Object *, Rally Object *, and Direction *. There are two rows of mappings, each with a checkbox in the first column. The first row is 'Epic Sync' with a checked checkbox, mapping 'Portfolio Epics' to 'Epic' in the direction 'Clarity to Rally'. The second row is 'Strategy' with an unchecked checkbox, mapping 'Strategies' to 'Theme' in the direction 'Clarity to Rally'. A 'Group By' dropdown is visible above the table.

Name *	Clarity Object *	Rally Object *	Direction *
<input checked="" type="checkbox"/> Epic Sync	Portfolio Epics	Epic	Clarity to Rally
<input type="checkbox"/> Strategy	Strategies	Theme	Clarity to Rally

- Create one or more object mappings for this Integration Mapping
- In this example, Portfolio Epics in Clarity (a CIT) are sync'd with Epics in Rally
- In addition, the Strategy CIT in Clarity is sync'd with the Rally Theme
- Eligible objects in Clarity are Custom Investment Types, Ideas, and Projects
- Eligible objects in Rally are Portfolio Items (such as Themes, Epics or Initiatives, and Features)

Create an Integration Mapping – Lookup Mapping

clarity

← Integration Mappings

Connect to Rally

Object MappingsRally ObjectsLookup MappingTo ClarityTo Rally

↓New Mapping

Q Search...

ViewStandard View

Select AllDeselect All

Group By

Name *	Clarity Field * ↑	Rally Field *
Strategy Goal to Theme Investment Category	Goal (clr_strategy)	Investment Category (Theme)

Columns

Strategy Goal to Theme Investment Category (EM000000003)

DetailsClarity To RallyRally To Clarity

Q Search...

Group By

Clarity Lookup Value ↑	Rally Dropdown Name
Cost Avoidance	Cost Savings
Cost Reduction	Cost Savings
Grow the Business	Strategic Growth
Infrastructure Improvement	Maintenance
Maintain the Business	Maintenance

- Navigate to Lookup Mapping
- In this example, we are mapping Clarity lookup values for the ‘Goal’ attribute to corresponding Rally values for Investment Category
- We see that Investment Category is on the ‘Theme’ portfolio item in Rally

Create an Integration Mapping – Field Mapping

clarity

← Integration Mappings

Connect to Rally

Object Mappings

Rally Objects

Lookup Mapping

To Clarity

To Rally

Search...

View

Standard View

Save

Select All

Deselect All

Group By

Name *

Clarity Object *

Rally Object * ↑

Direction *

☐ Epic Sync

Portfolio Epics

Epic

Clarity to Rally

☐ Strategy

Strategies

Theme

Clarity to Rally

Epic Sync (OM000000003)

Details

Field Mappings

Search...

Expand

Group By

Direction *

Sync Option *

Clarity Field * ↑

Rally Field *

Clarity Data Type

Clarity Extended D...

Rally Data Type

Rally to Clarity

Update

% Done By Agile Plan Estimate

Percent Done By Story Plan E...

Number

percent

Decimal

Rally to Clarity

Update

% Done by Story Count

Percent Done By Story Count

Number

percent

Decimal

Rally to Clarity

Update

Accepted Story Points

Accepted Leaf Story Plan Esti...

Number

double

Decimal

Rally to Clarity

Update

Accepted User Stories

Accepted Leaf Story Count

Number

integer

Integer

Rally to Clarity

Update

Agile Actual Finish

Actual End Date

Date

Date

Rally to Clarity

Update

Agile Actual Start

Actual Start Date

Date

Date

Rally to Clarity

Update

Agile Planned Finish

Planned End Date

Date

Date

Rally to Clarity

Update

Agile Planned Start

Planned Start Date

Date

Date

Rally to Clarity

Update

Agile State

State

String

Object

Rally to Clarity

Update

Agile Un-Estimated Story Count

Un-Estimated Leaf Story Count

Number

integer

Integer

Clarity to Rally

Create and Update

Description

Description

String

Text

Rally to Clarity

Update

Estimated Story Points

Leaf Story Plan Estimate Total

Number

double

Decimal

Rally to Clarity

Update

Estimated User Stories

Leaf Story Count

Number

integer

Integer

Clarity to Rally

Create

Finish

Planned End Date

Date

Date

Clarity to Rally

Create and Update

Name

Name

String

String

Both

Update

Rally Project

Project

String

lookup

Object

Clarity to Rally

Create

Start

Planned Start Date

Date

Date

Both

Update

T Shirt Storypoints

Refined Estimate

Number

integer

Integer

Rally to Clarity

Update

WSJF Score (SAFe scoring attribu...

WSJF Score

Number

double

Decimal

Now you are ready to specify the specific fields you wish to map between Clarity and Rally. Select the object mapping you wish to configure, and open up the details flyout. Then select the 'Field Mappings'

Create an Integration Mapping – Field Mapping

- Field mappings specify how data is exchanged between Clarity investments/fields and Rally portfolio items/fields. Field mappings are always associated with an object mapping.
- Review the Data Type compatibility table to ensure you are mapping supported field types.

clarity

</

Create an Integration Mapping – Field Mapping

clarity

← Integration Mappings

Connect to Rally

Object Mappings

Rally Objects

Lookup Mapping

To Clarity

To Rally

Search...

View
Standard View

Save

Select All

Deselect All

Group By

Name *

Clarity Object *

Rally Object * ↑

Direction *

+

Epic Sync

□

Strategy

Portfolio Epics

Strategies

Epic

Theme

Clarity to Rally

Clarity to Rally

Columns

Epic Sync (OM000000003)

Details

Field Mappings

Search...

Expand

Group By

Direction *

Sync Option *

Clarity Field * ↑

Rally Field *

Clarity Data Type

Clarity Extended D...

Rally Data Type

+

Rally to Clarity

Rally to Clarity

Rally to Clarity

Rally to Clarity

Rally to Clarity

Rally to Clarity

Rally to Clarity

Rally to Clarity

Rally to Clarity

Rally to Clarity

Rally to Clarity

Clarity to Rally

Rally to Clarity

Rally to Clarity

Clarity to Rally

Clarity to Rally

Both

Clarity to Rally

Both

Rally to Clarity

Update

Update

Update

Update

Update

Update

Update

Update

Update

Update

Create and Update

Update

Update

Create

Create and Update

Update

Create

Update

Update

% Done By Agile Plan Estimate

% Done by Story Count

Accepted Story Points

Accepted User Stories

Agile Actual Finish

Agile Actual Start

Agile Planned Finish

Agile Planned Start

Agile State

Agile Un-Estimated Story Count

Description

Estimated Story Points

Estimated User Stories

Finish

Name

Rally Project

Start

T Shirt Storypoints

WSJF Score (SAFe scoring attribu...

Percent Done By Story Plan E...

Percent Done By Story Count

Accepted Leaf Story Plan Esti...

Accepted Leaf Story Count

Actual End Date

Actual Start Date

Planned End Date

Planned Start Date

State

Un-Estimated Leaf Story Count

Description

Leaf Story Plan Estimate Total

Leaf Story Count

Planned End Date

Name

Project

Planned Start Date

Refined Estimate

WSJF Score

Number

Number

Number

Number

Date

Date

Date

Date

String

Number

String

Number

Number

Date

String

String

String

Number

Number

percent

percent

double

integer

integer

double

integer

integer

lookup

integer

double

Decimal

Decimal

Decimal

Integer

Date

Date

Date

Date

Object

Integer

Text

Decimal

Integer

Date

String

Object

Date

Integer

Decimal

Columns

Now you are ready to specify the specific fields you wish to map between Clarity and Rally. Select the object mapping you wish to configure, and open up the details flyout. Then select the 'Field Mappings'

Create an Integration Mapping – Field Mapping

Epic Sync (OM00000003) ✕

Details Field Mappings

Group By

Direction *	Sync Option *	Clarity Field * ↑	Rally Field *	Clarity Data Type	Clarity Extended D...	Rally Data Type
Rally to Clarity	Update	% Done By Agile Plan Estimate	Percent Done By Story Plan E...	Number	percent	Decimal
Rally to Clarity	Update	% Done by Story Count	Percent Done By Story Count	Number	percent	Decimal

Enter the following details:

- **Direction**
 - Clarity to Rally
 - Rally to Clarity
 - Both
- **Clarity Field** – Select the relevant Clarity attribute associated with the investment identified during object mapping
- **Rally Field** – Select the Rally field to be mapping to the Clarity attribute. Make sure to following the data type compatibility guidelines
- **Sync Option** – Select from Create, Update, or Create and Update options

When Clarity validates the field mapping, the Data Type columns are populated and saved.

Executing the Integration



Executing the Integration – Select Investments to Sync

clarity

Portfolio Epics

Select All Deselect All

New From Template

Search...

Group By

Starred	Name * ↑	Strategic Theme	Integration Mappings	Rally Object	% Complete	Work Status	Delivery Timeframe
<input type="checkbox"/>	Analytic Engine for Transfers	Enhance customer experience			80%	On Hold	2022-P4
<input type="checkbox"/>	Automatic Deal Structuring and Decisio...	Improve User Adoption				Requested	2022-P2
<input type="checkbox"/>	Build read-write API for handling loan a...	Enhance customer experience	Connect to Rally	629997927733	0%	Active	2022-P2
<input type="checkbox"/>	Buy now, pay later (BNPL) solution	Enhance customer experience				Requested	
<input type="checkbox"/>	Commercial Credit Analysis	Improve Business User Support	Connect to Rally	629997928307		Active	2022-P2
<input type="checkbox"/>	Configuration Options	Harden Security				Requested	2022-P2
<input type="checkbox"/>	Consumer Portal	Improve Business User Support	Connect to Rally	629997929243		Active	2022-P2
<input type="checkbox"/>	Credit card error messaging	Fraud alert and response			100%	Active	2022-P1
<input type="checkbox"/>	Credit card payments	Protect against weaponized AI security attacks			60%	On Hold	2022-P1
<input type="checkbox"/>	Credit Score Highlighting	Improve Business User Support	Connect to Rally	629997929469	0%	Requested	2022-P3
<input type="checkbox"/>	Credit Scoring	Harden Security	Connect to Rally	629997928887	0%	Active	2022-P1
<input type="checkbox"/>	★ Cyber Enhancements	Harden Security	Connect to Rally	630719525257		Requested	
<input type="checkbox"/>	Demographic Mapper	Deliver content based on Customer Search habits			100%	On Hold	2022-P2
<input type="checkbox"/>	Digital Banking as a Service	Deliver content based on Customer Search habits				Requested	
<input type="checkbox"/>	★ Digital Banking User Experience	Enhance customer experience	Connect to Rally	629997928129		Requested	2022-P1
<input type="checkbox"/>	★ Digital Loan App Content	Enhance customer experience				Requested	2022-P3

- Select the desired Integration Mapping for the investment(s) that you wish to sync with Rally
- Once sync'd, the Rally Object attribute will be populated with the Rally Object ID

Executing the Integration – Run the Integration Job

- The recommended approach is to schedule the Integration Job

Schedule the ‘Synchronize Mapped Information’ job

- Make sure to include the Integration Mapping parameter

Clarity

REPORTS

JOB

Jobs: Available Jobs

JOB TYPE

*map

DESCRIPTION

FILTER

SHOW ALL

CLEAR

Job Type

Import Integration Mappings

Connect to Rally

Synchronize Mapped Information

Connect to Rally

Import external object and field mapping metadata

[Saved parameters]

Synchronize external object and field attributes and populate the staging tables

[Saved parameters]

EXECUTAB

All

CATEGORY

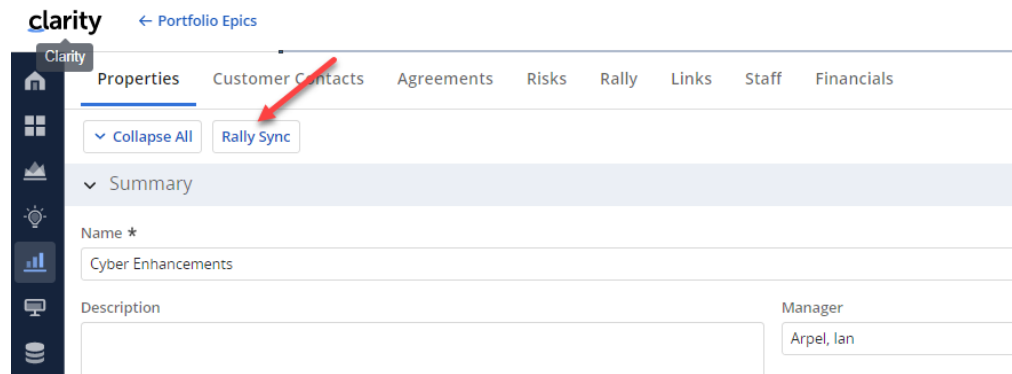
All

STATUS

Active

Executing the Integration – Run the Integration Job

- There are 2 additional ways to execute the Integration Job
 - On Demand - execute the ‘Synchronize Mapped Information’ job
 - Make sure to include the Integration Mapping parameter
 - Create a process to execute the Synchronize Mapped Information job and associate it with an Action that can be included from the Properties page of the investment
 - *Note that this action will run the sync for all investments associated with an Integration Mapping, not just the investment from which the sync was executed*



A Field Mapping Use Case



Use Case: Map the Parent Fields within Clarity and Rally

- Create the Field Mapping for the Rally ‘Parent’ to Clarity ‘Parent’
- Note that the Portfolio Epic ‘Parent’ attribute is not populated

clarity

Portfolio Epics

←

⬇

New From Template

Q Search...

Select All

Deselect All

Group By

Starred	Name * ↑	Strategic Theme	Parent	Integration Mappings	% Complete	Work Status	D
<input type="checkbox"/>	Analytic Engine for Transfers	Enhance customer experience			80%	On Hold	
<input type="checkbox"/>	Automatic Deal Structuring and Decisio...	Improve User Adoption				Requested	
<input type="checkbox"/>	Build read-write API for handling loan a...	Enhance customer experience		Connect to Rally	0%	Active	
<input type="checkbox"/>	Buy now, pay later (BNPL) solution	Enhance customer experience				Requested	
<input type="checkbox"/>	Commercial Credit Analysis	Improve Business User Support		Connect to Rally		Active	
<input type="checkbox"/>	Configuration Options	Harden Security				Requested	
<input type="checkbox"/>	Consumer Portal	Improve Business User Support		Connect to Rally		Active	
<input type="checkbox"/>	Credit card error messaging	Fraud alert and response			100%	Active	
<input type="checkbox"/>	Credit card payments	Protect against weaponized AI security attacks			60%	On Hold	
<input type="checkbox"/>	Credit Score Highlighting	Improve Business User Support		Connect to Rally	0%	Requested	
<input type="checkbox"/>	Credit Scoring	Harden Security		Connect to Rally	0%	Active	
<input type="checkbox"/>	★ Cyber Enhancements	Harden Security		Connect to Rally		Requested	
<input type="checkbox"/>	Demographic Mapper	Deliver content based on Customer Search habits			100%	On Hold	
<input type="checkbox"/>	Digital Banking as a Service	Deliver content based on Customer Search habits				Requested	
<input type="checkbox"/>	★ Digital Banking User Experience	Enhance customer experience		Connect to Rally		Requested	
<input type="checkbox"/>	★ Digital Loan App Content	Enhance customer experience				Requested	
<input type="checkbox"/>	Digital Payments Network	Enhance customer experience				Requested	

Use Case: Map the Parent Fields within Clarity and Rally

- Note that in Rally our Epics have been associated with Themes

Projects ... Business to Bank Engagement

Portfolio Items

Portfolio Item: Portfolio Item Epic

Saved Views: Select or Add Saved and Shared Views

Search Work Items

+ Add New

Show Filters

Show Fields

Share

<input type="checkbox"/>	Rank	ID	Name	Release	State	Percent Done By Story Plan Estimate	Percent Done By Story Count	Plan Estimate	Parent
Totals									
<input type="checkbox"/>	>	E1	NexGen Fraud Alert System	--	Build	44% 119/...	45% 32/7...	--	T1: Business to Bank Engagement Strategy
<input type="checkbox"/>	>	E2	Build read-write API for handling loan ...	--	Build	0% 0/0 poi...	0% 0/0 sto...	--	T2: Simplify Operations & Execution
<input type="checkbox"/>	>	E3	Loan Calculator Tool	--	Build	35% 34/9...	32% 8/25 ...	--	T1: Business to Bank Engagement Strategy
<input type="checkbox"/>	>	E4	Digital Banking User Experience	--	Build	19% 24/1...	23% 7/31 ...	--	T1: Business to Bank Engagement Strategy
<input type="checkbox"/>	>	E5	Commercial Credit Analysis	--	Build	13% 3/23 ...	20% 1/5 st...	--	T1: Business to Bank Engagement Strategy
<input type="checkbox"/>		E6	Integrate with API Gateway	--	Priorit...	0% 0/0 poi...	0% 0/0 sto...	--	T2: Simplify Operations & Execution
<input type="checkbox"/>		E7	Homepage	--	Priorit...	0% 0/0 poi...	0% 0/0 sto...	--	T1: Business to Bank Engagement Strategy
<input type="checkbox"/>		E8	Credit Scoring	--	Priorit...	0% 0/0 poi...	0% 0/0 sto...	--	T1: Business to Bank Engagement Strategy
<input type="checkbox"/>	>	E9	Loan Assist eTransfer	--	Priorit...	0% 0/0 poi...	0% 0/0 sto...	--	T1: Business to Bank Engagement Strategy
<input type="checkbox"/>	>	E10	Consumer Portal	--	Busin...	0% 0/4 poi...	0% 0/3 sto...	--	T2: Simplify Operations & Execution
<input type="checkbox"/>		E11	Credit Score Highlighting	--	Priorit...	0% 0/0 poi...	0% 0/0 sto...	--	T2: Simplify Operations & Execution
<input type="checkbox"/>	>	E12	Cyber Enhancements	--		38% 3/8 p...	50% 1/2 st...	--	T2: Simplify Operations & Execution
<input type="checkbox"/>		E14	Epic for Rally Integration	--		0% 0/0 poi...	0% 0/0 sto...	--	T1: Business to Bank Engagement Strategy

Use Case: Map the Parent Fields within Clarity and Rally

clarity

← Integration Mappings

Connect to Rally

Object Mappings

Rally Objects

Lookup Mapping

To Clarity

To Rally

↓

Search...

View
Standard View

Select All

Deselect All

Group By

Name *	Clarity Object *	Rally Object * ↑	Direction *
<input type="checkbox"/> Epic Sync	Portfolio Epics	Epic	Clarity to Rally
<input type="checkbox"/> Strategy	Strategies	Theme	Clarity to Rally

Columns

Epic Sync (OM00000003)

Details

Field Mappings

Search...

Group By

Direction *	Sync Option *	Clarity Field * ↑	Rally Field *	Clarity Data Type	Clarity E
Rally to Clarity	Update	Parent	Parent	Number	lookup
Rally to Clarity	Update	% Done By Agile Plan Estimate	Percent Done By Story Plan E...	Number	percen
Rally to Clarity	Update	% Done by Story Count	Percent Done By Story Count	Number	percen
Rally to Clarity	Update	Accepted Story Points	Accepted Leaf Story Plan Esti...	Number	double
Rally to Clarity	Update	Accepted User Stories	Accepted Leaf Story Count	Number	integer
Rally to Clarity	Update	Agile Actual Finish	Actual End Date	Date	
Rally to Clarity	Update	Agile Actual Start	Actual Start Date	Date	
Rally to Clarity	Update	Agile Planned Finish	Planned End Date	Date	

Map the Clarity ‘Parent’ field with the Rally ‘Parent’ field, then execute the Integration (or the scheduled job will run at the specified interval.)

Use Case: Map the Parent Fields within Clarity and Rally

- After executing the integration, the Parent attribute in Clarity is now populated

clarity Portfolio Epics

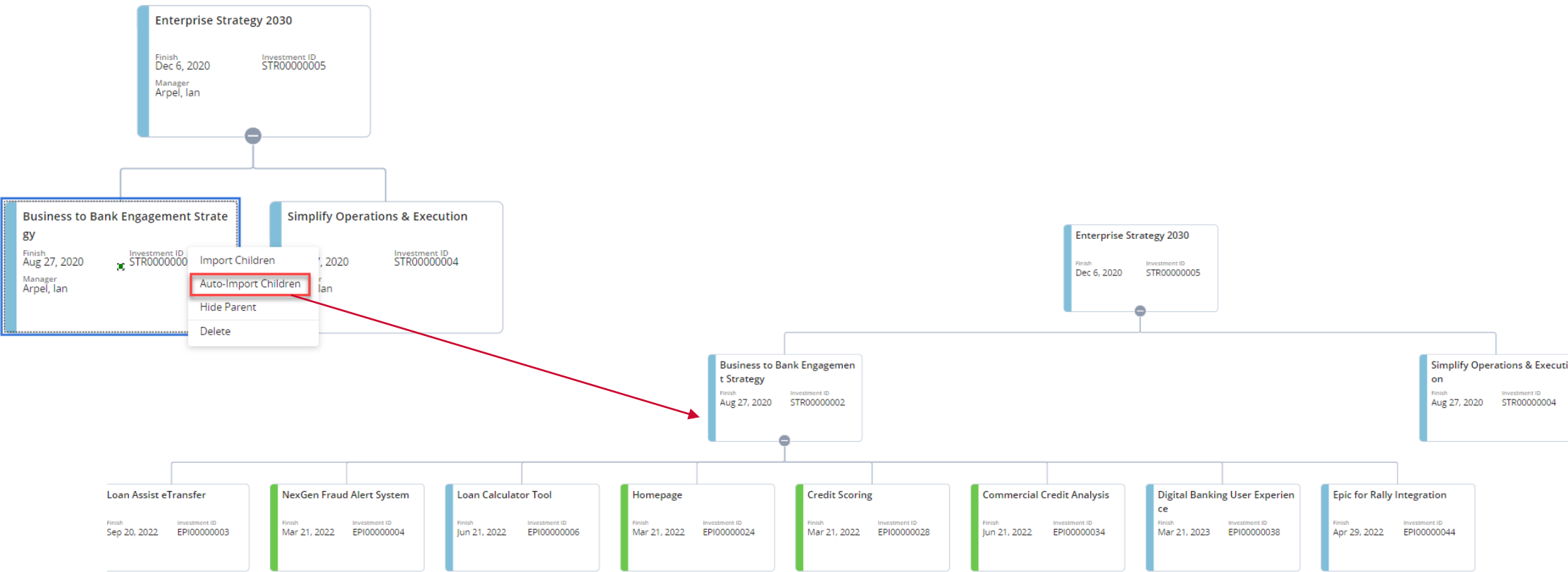
Select All Deselect All

Group By

Starred	Name	Strategic Theme	Parent	Integration Mappings	% Complete	Work Status	Delivery Timeframe	Horizon	Capacity Type	Portf
<input type="checkbox"/>	Analytic Engine for Transfers	Enhance customer experience			80%	On Hold	2022-P4	Horizon 3: Evaluating	Enablers	F
<input type="checkbox"/>	Automatic Deal Structuring and Decisio...	Improve User Adoption				Requested	2022-P2	Horizon 2: Emerging	New Features	A
<input type="checkbox"/>	Build read-write API for handling loan a...	Enhance customer experience		Connect to Rally	0%	Active	2022-P2	Horizon 2: Emerging	Enablers	B
<input type="checkbox"/>	Buy now, pay later (BNPL) solution	Enhance customer experience				Requested		Horizon 2: Emerging	New Features	
<input type="checkbox"/>	Commercial Credit Analysis	Improve Business User Support	Business to Bank Engagement Strategy	Connect to Rally		Active	2022-P2	Horizon 0: Retiring	New Features	Ir
<input type="checkbox"/>	Configuration Options	Harden Security				Requested	2022-P2	Horizon 2: Emerging	Enablers	Fi
<input type="checkbox"/>	Consumer Portal	Improve Business User Support		Connect to Rally		Active	2022-P2	Horizon 1: Investing	New Features	A
<input type="checkbox"/>	Credit card error messaging	Fraud alert and response			100%	Active	2022-P1	Horizon 1: Investing	Enablers	Ir
<input type="checkbox"/>	Credit card payments	Protect against weaponized AI security attacks			60%	On Hold	2022-P1	Horizon 1: Investing	New Features	Ir
<input type="checkbox"/>	Credit Score Highlighting	Improve Business User Support		Connect to Rally	0%	Requested	2022-P3	Horizon 2: Emerging	New Features	R
<input type="checkbox"/>	Credit Scoring	Harden Security	Business to Bank Engagement Strategy	Connect to Rally	0%	Active	2022-P1	Horizon 1: Investing	Enablers	A
<input type="checkbox"/>	Cyber Enhancements	Harden Security		Connect to Rally		Requested		Horizon 2: Emerging	Enablers	A
<input type="checkbox"/>	Demographic Mapper	Deliver content based on Customer Search habits			100%	On Hold	2022-P2	Horizon 1: Investing	Enablers	Ir
<input type="checkbox"/>	Digital Banking as a Service	Deliver content based on Customer Search habits				Requested		Horizon 3: Evaluating		
<input type="checkbox"/>	Digital Banking User Experience	Enhance customer experience	Business to Bank Engagement Strategy	Connect to Rally		Requested	2022-P1	Horizon 3: Evaluating	New Features	Ir
<input type="checkbox"/>	Digital Loan App Content	Enhance customer experience				Requested	2022-P3	Horizon 1: Investing	New Features	Fi
<input type="checkbox"/>	Digital Payments Network	Enhance customer experience				Requested		Horizon 3: Evaluating		
<input type="checkbox"/>	Duplicate Transfers	Protect against weaponized AI security attacks			10%	Cancelled	2022-P4	Horizon 2: Emerging	Technical Debt	R
<input type="checkbox"/>	Economic pattern analytic engine	Harden Security			40%	Requested	2022-P2	Horizon 2: Emerging	Enablers	R
<input type="checkbox"/>	Epic for Rally Integration		Business to Bank Engagement Strategy	Connect to Rally		Requested				
<input type="checkbox"/>	Homepage	Enhance customer experience	Business to Bank Engagement Strategy	Connect to Rally	20%	Active	2022-P2	Horizon 2: Emerging	Technical Debt	A
<input type="checkbox"/>	Implement Fraud Detection	Fraud alert and response			100%	Active	2022-P4	Horizon 2: Emerging	Enablers	Fi

Use Case: Map the Parent Fields within Clarity and Rally

- With the Parent attribute populated, we can now use auto-import children to populate the hierarchy



Setting Up the Integration for Custom Attributes



Adding a Custom Attribute to the Integration

- Here is our example:
 - We want to capture additional information from Rally which will help to inform the validity of our % complete metrics at the Portfolio Epic level
 - In Rally, there is a field called 'Un-Estimated Leaf Story Count'. A User Story will roll up to this count if there is no Plan Estimate for that User Story
 - A new attribute will be created in Clarity to make this Rally information visible on the Clarity Portfolio Epic

Adding a Custom Attribute to the Integration

- Here are the steps:
 1. Create a custom attribute in Clarity called 'Agile Un-Estimated Story Count'
 2. Run the Import Integration Mappings job
 3. Using the Clarity Connections Integration, map the new attribute to the Rally field 'Un-Estimated Leaf Story Count'
 4. Use Field Level Security to rename the Clarity attribute to 'Un-Estimated Story Count'
 5. Finally, we will add the new Clarity attribute to the Portfolio Epic Blueprint
 6. Run the Synchronize Mapped Information job
 7. Review the Portfolio Epic which now includes additional information from Rally!

Adding a Custom Attribute to the Integration

Step 1: Create a custom attribute in Clarity called ‘Agile Un-Estimated Story Count’

Clarity

Object: Portfolio Epics | Attribute: Agile Un-Estimated Story Count - *Object Attribute*

General

ATTRIBUTE NAME

Agile Un-Estimated Story Count

ATTRIBUTE ID

vsm_agl_unest_stycnt

(ID must be alphanumeric, underscore is permitted. It must not be a SQL or Clarity reserved word.)

DESCRIPTION

DATA TYPE

Number

VALIDATION RANGE

DECIMAL PLACES

0

API ATTRIBUTE ID

v_aglUnestStycnt

(This is the attribute id used in the REST API. Set this to make the attribute available via the REST API.)

Display Mappings

Type: Color

Color	Description	From	To
[--Select--]	Default Bucket		
Green	All Estimated	0	0
Yellow	One Un-Estimated	1	1
Red	Multiple Un-Estimated	2	1000

Adding a Custom Attribute to the Integration

Step 2: Run the job 'Import Integration Mappings'

Clarity

REPORTS JOBS

Jobs: Available Jobs

JOB TYPE

import integration

DESCRIPTION

FILTER

SHOW ALL

CLEAR

	Job Type	
<input type="checkbox"/>	Import Integration Mappings	Import
<input type="checkbox"/>	Connect to Rally	[Saved]

Clarity

Job Type: Import Integration Mappings - Job Properties

General

JOB NAME

Import Integration Mappings

Parameters

INTEGRATION MAPPING

Connect to Rally

SAVE PARAMETERS

When

Adding a Custom Attribute to the Integration

Step 3: Using the Clarity Connections Integration, map the new attribute to the Rally field 'Un-Estimated Leaf Story Count'

clarity

← Integration Mappings

Connect to Rally

Object Mappings

Rally Objects

Lookup Mapping

To Clarity

To Rally

Search...

View

Standard View

Save

Select All

Deselect All

Group By

Name *	Clarity Object *	Rally Object * ↑	Direction *
<input checked="" type="checkbox"/> Epic Sync	Portfolio Epics	Epic	Clarity to Rally
<input type="checkbox"/> Strategy	Strategies	Theme	Clarity to Rally

Columns

Epic Sync (OM00000003)

Details

Field Mappings

Search...

Expand

Group By

Direction *	Sync Option *	Clarity Field * ↑	Rally Field *	Clarity Data Type	Clarity Extended D	Rally Data Type
<input checked="" type="checkbox"/> Rally to Clarity	Update	Agile Un-Estimated Story Count	Un-Estimated Leaf Story Count	Number	integer	Integer
Rally to Clarity	Update	% Done By Agile Plan Estimate	Percent Done By Story Plan E...	Number	percent	Decimal
Rally to Clarity	Update	% Done by Story Count	Percent Done By Story Count	Number	percent	Decimal
Rally to Clarity	Update	Accepted Story Points	Accepted Leaf Story Plan Esti...	Number	double	Decimal
Rally to Clarity	Update	Accepted User Stories	Accepted Leaf Story Count	Number	integer	Integer
Rally to Clarity	Update	Agile Actual Finish	Actual End Date	Date		Date
Rally to Clarity	Update	Agile Actual Start	Actual Start Date	Date		Date
Rally to Clarity	Update	Agile Planned Finish	Planned End Date	Date		Date
Rally to Clarity	Update	Agile Planned Start	Planned Start Date	Date		Date

Adding a Custom Attribute to the Integration

Step 4: Use Field Level Security to rename the Clarity attribute to 'Un-Estimated Story Count'

clarity

Attributes

←

↓

Q Search...

View

Agile Attributes

Remove All

☒ Match All

☐ Match /

Add Filter

Attribute = Agile

×

Group By

Active	Attribute ↑	Label	Attribute ID	Object	Secure	Access Edit	Access View	Database Table	Database Column
✓	Agile Risk Score		vsm_agl_risk_score	Portfolio Epics				odf_ca_clr_epic	vsm_agl_risk_score
✓	Agile Risk Score		vsm_agl_risk_score	Roadmap Item				odf_ca_rdm_road...	vsm_agl_risk_score
✓	Agile Risk Score		agl_tsk_risk_score	Task				odf_ca_task	agl_tsk_risk_score
✓	Agile State		agl_state	Project				odf_ca_project	agl_state
✓	Agile State		cps_agile_state	Strategies				odf_ca_clr_strategy	cps_agile_state
✓	Agile State		vsm_agl_state	Portfolio Epics				odf_ca_clr_epic	vsm_agl_state
✓	Agile State		vsm_agl_state	Roadmap Item				odf_ca_rdm_road...	vsm_agl_state
✓	Agile State		ca00001397	Connect to Rally				odf_ca_odf_im000...	ca00001397
✓	Agile State		ca00001397	Connect to Rally				odf_ca_odf_im000...	ca00001397
✓	Agile State		agl_tsk_state	Task				odf_ca_task	agl_tsk_state
✓	Agile State Picklist		cps_agile_state_pick	Task				odf_ca_task	cps_agile_state_pick
✓	Agile Status		agl_tsk_status	Task				odf_ca_task	agl_tsk_status
✓	Agile Sync		clr_agile_sync	Roadmap Item				odf_ca_rdm_road...	clr_agile_sync
✓	Agile System		agl_system	Project				odf_ca_project	agl_system
✓	Agile Un-Estimated Story Count	Un-Estimated Story Count	vsm_agl_unest_stycnt	Portfolio Epics				odf_ca_clr_epic	vsm_agl_unest_stycnt
✓	Agile Value Score		agl_value_score	Project				odf_ca_project	agl_value_score
✓	Agile Value Score		vsm_agl_value_score	Portfolio Epics				odf_ca_clr_epic	vsm_agl_value_score
✓	Agile Value Score		vsm_agl_value_score	Roadmap Item				odf_ca_rdm_road...	vsm_agl_value_score

Adding a Custom Attribute to the Integration

Step 5: Add the new Clarity attribute to the Portfolio Epic Blueprint

clarity

Portfolio Epics - EDIT MODE

←

Properties

Modules

Rules

Actions

Create from Template

Exit

Discard Edits

Publish

Fields

Q un

Add Section

% Done by Story Count

Business Unit Priority

Default Resource OBS Unit

Funding Risk

Prevent Unassigned Timeshe...

Un-Estimated Story Count

Unfair Advantage

Unique Value Proposition

Collapse All

Summary

Lean Canvas

Persona

Strategy & Value

Plan to Execution

T Shirt Size

WSJF Score (SAFe scoring attrib...

Estimated Story Points

Estimated User Stories

Agile Planned Start

Agile Actual Start

T Shirt Storypoints

Planned Benefit

Accepted Story Points

Accepted User Stories

Agile Planned Finish

Agile Actual Finish

Planned Operating Cost


Planned ROI

% Done By Agile Plan Estimate

% Done by Story Count

Un-Estimated Story Count

40 | Broadcom Proprietary and Confidential. Copyright © 2022 Broadcom. All Rights Reserved. The term “Broadcom” refers to Broadcom Inc. and/or its subsidiaries.

 **BROADCOM**
SOFTWARE

Adding a Custom Attribute to the Integration

Step 6: Run the Synchronize Mapped Information job

Clarity

REPORTS JOBS

Jobs: Available Jobs

JOB TYPE

*synchronize Mapped

EXECUTABLE TY

All

DESCRIPTION

CATEGORY

All

STATUS

Active

FILTER SHOW ALL CLEAR

☐ Job Type

☐ Synchronize Mapped Information

☐ Connect to Rally

Clarity

Job Type: Synchronize Mapped Information - Job Properties

General

JOB NAME

Synchronize Mapped Information

Parameters

INTEGRATION MAPPING

Connect to Rally

SAVE PARAMETERS

When

Adding a Custom Attribute to the Integration



Step 7: Review the Portfolio Epic which now includes additional information from Rally!















clarity

← Portfolio Epics

NexGen Fraud Alert System
EPI00000004

On Track





PropertiesCustomer ContactsAgreementsRisksRallyLinksStaff

▼ Collapse All

Rally Sync

> Summary

> Lean Canvas

> Persona

> Strategy & Value

> Plan to Execution

T Shirt Size

WSJF Score (SAFe scoring attribute)

Estimated Story Points

Estimated User Stories

Agile Planned Start

Agile Actual Start

T Shirt Storypoints

Planned Benefit

Accepted Story Points

Accepted User Stories

Agile Planned Finish

Agile Actual Finish

Planned Operating Cost

Planned ROI

% Done By Agile Plan Estimate

% Done by Story Count

Un-Estimated Story Count

> Settings

XL	0	268	71	Feb 1, 2022	Mar 22, 2022
0	\$110,000	119	32	Jun 4, 2022	
\$45,000	15.79%	44.4%	45.07%	7	

This insight tells us that although we appear to be 44% done based on story point completion, we still have 7 stories that have not been estimated. Those estimates will eventually factor into our estimated story points.

Visibility to Integration Metrics and Reporting



Use Grid Views to Expose Rally Metrics

clarity Portfolio Epics

Select All Deselect All

Group By

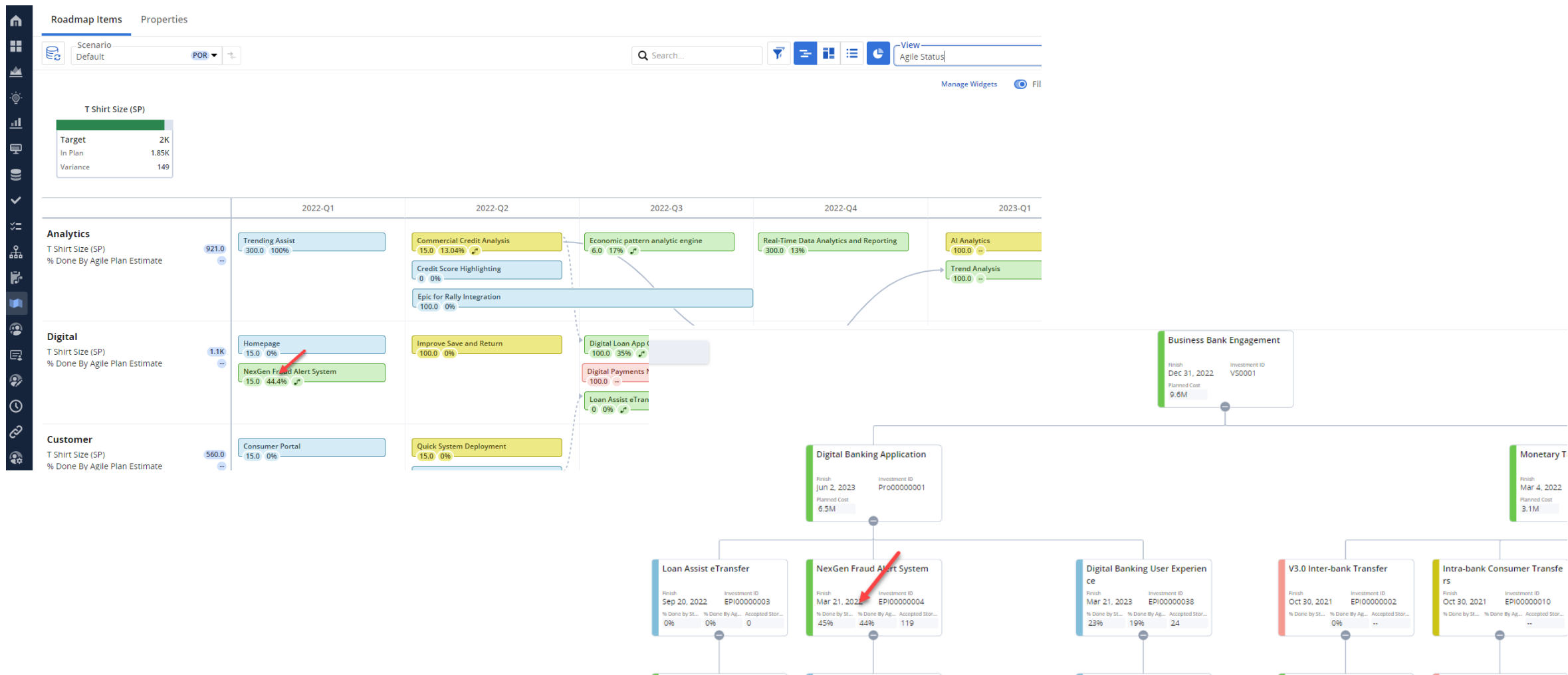
Search...

View Portfolio Epics

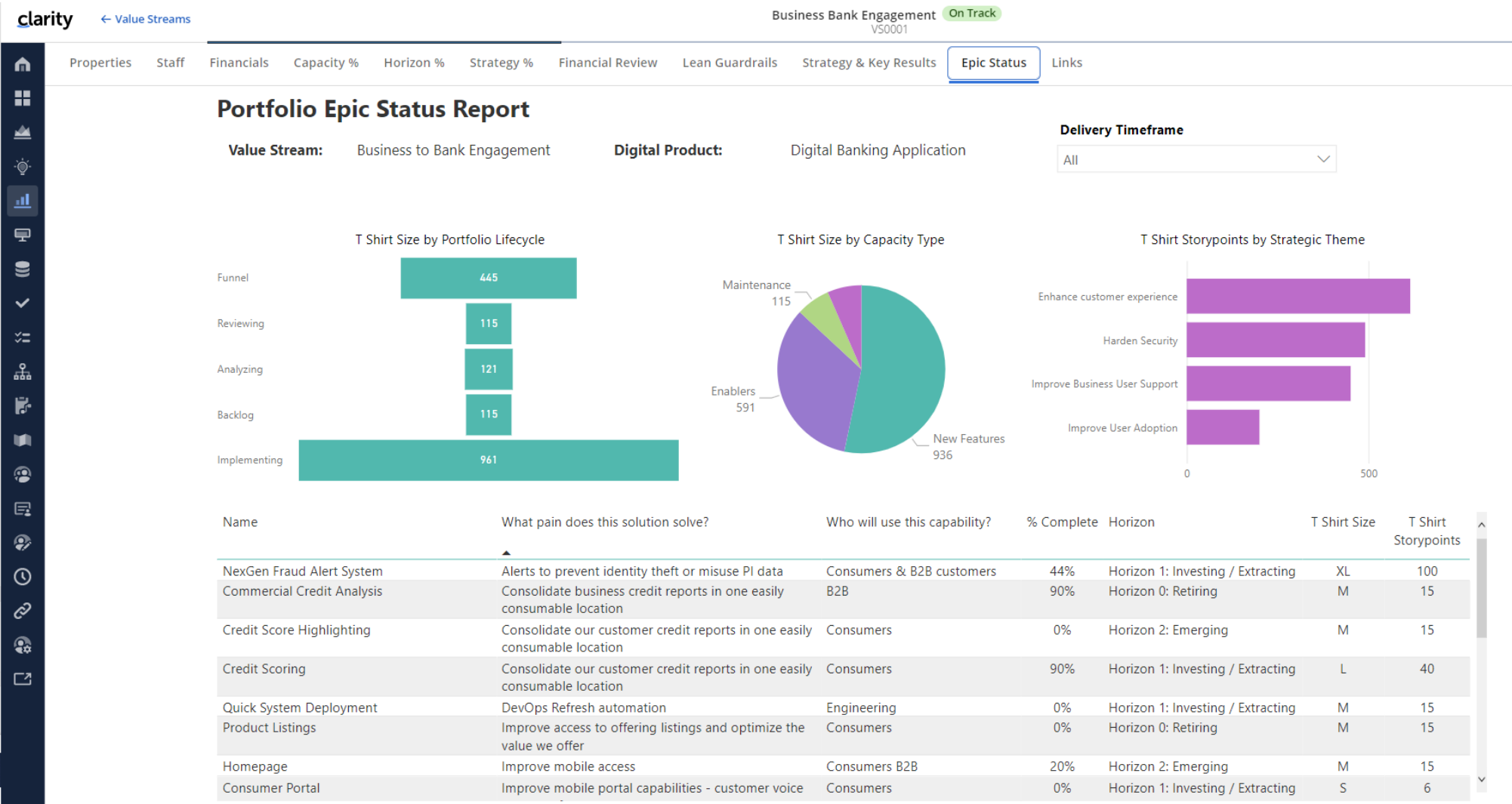
Save

Starred	Name * ↑	Strategic Theme	% Complete	Work Status	Delivery Timeframe	Horizon	Capacity Type	Portfolio Lifecycle	Accepted Story Points	% Done By Story Count
<input type="checkbox"/>	Analytic Engine for Transfers	Enhance customer experience	80%	On Hold	2022-P4	Horizon 3: Evaluating	Enablers	Funnel		
<input type="checkbox"/>	Automatic Deal Structuring and Decisio...	Improve User Adoption		Requested	2022-P2	Horizon 2: Emerging	New Features	Analyzing	0	0%
<input type="checkbox"/>	Build read-write API for handling loan a...	Enhance customer experience	0%	Active	2022-P2	Horizon 2: Emerging	Enablers	Backlog	0	0%
<input type="checkbox"/>	Buy now, pay later (BNPL) solution	Enhance customer experience		Requested		Horizon 2: Emerging	New Features			
<input type="checkbox"/>	Commercial Credit Analysis	Improve Business User Support		Active	2022-P2	Horizon 0: Retiring	New Features	Implementing	3	20%
<input type="checkbox"/>	Configuration Options	Harden Security		Requested	2022-P2	Horizon 2: Emerging	Enablers	Funnel		
<input type="checkbox"/>	Consumer Portal	Improve Business User Support		Active	2022-P2	Horizon 1: Investing	New Features	Analyzing	0	0%
<input type="checkbox"/>	Credit card error messaging	Fraud alert and response	100%	Active	2022-P1	Horizon 1: Investing	Enablers	Implementing		
<input type="checkbox"/>	Credit card payments	Protect against weaponized AI security attacks	60%	On Hold	2022-P1	Horizon 1: Investing	New Features	Implementing		
<input type="checkbox"/>	Credit Score Highlighting	Improve Business User Support	0%	Requested	2022-P3	Horizon 2: Emerging	New Features	Reviewing	0	0%
<input type="checkbox"/>	Credit Scoring	Harden Security	0%	Active	2022-P1	Horizon 1: Investing	Enablers	Analyzing	0	0%
<input type="checkbox"/>	Cyber Enhancements	Harden Security		Requested		Horizon 2: Emerging	Enablers	Analyzing	3	50%
<input type="checkbox"/>	Demographic Mapper	Deliver content based on Customer Search habits	100%	On Hold	2022-P2	Horizon 1: Investing	Enablers	Implementing		
<input type="checkbox"/>	Digital Banking as a Service	Deliver content based on Customer Search habits		Requested		Horizon 3: Evaluating				
<input type="checkbox"/>	Digital Banking User Experience	Enhance customer experience		Requested	2022-P1	Horizon 3: Evaluating	New Features	Implementing	24	23%
<input type="checkbox"/>	Digital Loan App Content	Enhance customer experience		Requested	2022-P3	Horizon 1: Investing	New Features	Funnel		
<input type="checkbox"/>	Digital Payments Network	Enhance customer experience		Requested		Horizon 3: Evaluating				
<input type="checkbox"/>	Duplicate Transfers	Protect against weaponized AI security attacks	10%	Cancelled	2022-P4	Horizon 2: Emerging	Technical Debt	Reviewing		
<input type="checkbox"/>	Economic pattern analytic engine	Harden Security	40%	Requested	2022-P2	Horizon 2: Emerging	Enablers	Reviewing		
<input type="checkbox"/>	Epic for Rally Integration			Requested					0	0%
<input type="checkbox"/>	Homepage	Enhance customer experience	20%	Active	2022-P2	Horizon 2: Emerging	Technical Debt	Analyzing	0	0%
<input type="checkbox"/>	Implement Fraud Detection	Fraud alert and response	100%	Active	2022-P4	Horizon 2: Emerging	Enablers	Funnel		
<input type="checkbox"/>	Improve Save and Return	Enhance customer experience	70%	Active	2022-P2	Horizon 1: Investing	Maintenance	Reviewing		
<input type="checkbox"/>	Integrate with API Gateway	Harden Security	0%	Requested	2022-P2	Horizon 1: Investing	Enablers	Analyzing	0	0%
<input type="checkbox"/>	Intra-bank Consumer Transfers	Improve Business User Support	70%	On Hold	2022-P2	Horizon 1: Investing	New Features	Implementing		
<input type="checkbox"/>	Knowledgebase	Deliver content based on Customer Search habits	50%	Cancelled	2022-P4	Horizon 3: Evaluating	New Features	Reviewing		
<input type="checkbox"/>	Loan Assist eTransfer	Improve User Adoption	70%	Requested	2022-P2	Horizon 0: Retiring	New Features	Backlog	0	0%
<input type="checkbox"/>	Loan Calculator Tool	Enhance customer experience	60%	Requested	2022-P1	Horizon 1: Investing	Technical Debt	Implementing	34	32%
<input type="checkbox"/>	NextGen Fraud Alert System	Harden Security	10%	Active	2022-P2	Horizon 1: Investing	New Features	Implementing	119	45%

Hierarchies & Roadmaps



3rd Party Visualization Tools – PBI, Tableau



Other Administration Topics



Integration Prerequisites

- Assign the **Integration Mapping - Navigate** access right to the administrators who will configure the Clarity-Rally integration. Users with the Integration Mapping - Navigate right will be able to view and access the Integrations tile on the Administration page.
- Ensure the **latest version of the PMO-Accelerator content add-in** is installed. With the latest version of the PMO-Accelerator installed, Clarity will include the 'Rally Object ID' and the 'Integration Mapping' attributes for configuration in Projects, Ideas, and Custom Investments.

Documentation – make sure to access the right TechDocs area!

- The **Clarity Connections** documentation can be found in 'Getting Started with Clarity Administration' in the 'Using Clarity' section.
- Note that the '**Legacy** Clarity to Rally Connector (Project based) documentation can be found in the 'Add-Ins and Integrations' section.

CLARITY - 16.0.1

CA Enterprise Software / Business Management / Clarity - 16.0.1 / Using Clarity / Getting Started with Clarity Administration / Clarity Connections - Rally Integrations

Version 16.0.1 Search this product

Clarity: Configure Teams on the Resources Page

Create, Edit, and Delete Menu Links

Clarity: Viewing Custom Objects and Subobjects

Getting Started with Clarity Administration

Setting Up Clarity: First Time Use

Getting Started with Blueprints Grid (Beta)

Getting Started with Blueprints

Secure Field Level Access

Clarity: System Settings

Clarity: Configure Custom Investment Types

Authentication and Keys

Clarity Connections - Rally Integrations

Clarity Connections - Rally Integrations

Last Updated March 28, 2022

Organizations can use the new and improved Clarity-Rally integration to ensure data flows seamlessly between the two applications.

The new and improved Clarity-Rally integration is:

- Easily extensible and configurable: You can map objects and attributes between Clarity and Rally to ensure the integration meets your specific requirements.
- Simple to maintain: The integration can be set up and maintained by Clarity administrators who have basic Classic PPM knowledge.
- Validated and Supported by Broadcom: You don't need to perform regression testing after every release.

Let's review some key steps you need to perform to leverage this integration.

1. Complete the relevant prerequisites to configure the integration.
2. Create an Integration Object to integrate Clarity with a specific Rally instance.
3. Create an Integration Mapping.
4. Run the Import Integration Mapping job, to fetch all Rally portfolio item type objects and their associated attributes.

CLARITY - 16.0.1

CA Enterprise Software / Business Management / Clarity - 16.0.1 / Add-Ins and Integrations / Integrate Clarity with Rally

Version 16.0.1 Search this product

Advanced Reporting with Jaspersoft

Reference

Add-Ins and Integrations

Add-in: CA Application Portfolio Management (APM)

Add-in: PMO Accelerator

Integrate Clarity with Rally

Plan for the Integration

Prepare for the Integration

Configure the Integration

Associate Clarity Projects with Rally and Synchronize Data

Integrate Clarity with Rally

Last Updated March 28, 2022

If your organization is using Clarity to manage investments and their associated funding, and Rally for Agile development and execution, the Clarity-Rally integration helps bridge the informational gap between investment planning and execution. Oftentimes, reports are used to aggregate data from multiple systems, or spreadsheets, to correlate information related to investment planning and execution status. With this integration, you can,

- Align a Rally initiative with a Clarity project.
- Associate multiple Rally investments and initiatives with a single Clarity project.
- Fund and track execution across multiple Rally teams.
- Get work details such as features and user stories, from Rally to Clarity.
- Synchronize data bi-directionally to monitor execution activities in either Clarity or Rally.
- Track actuals within Clarity against Rally features and user stories.

With the Clarity-Rally integration, you will obtain the following benefits:

- **Transparency:** At the project or investment-level in Clarity, you have visibility of (but not limited to)

Configuring an Admin Custom Object

clarity

Administration

Dashboards

clarity

←

Download

Select All Deselect All

Group By

Name ★ ↑

☐ Administration

☐ Clarity Connections Administration

☐ Studio

clarity

← Administration

Sync Mapped Information

Import Integration Mappings

Integration

Job Type: Synchronize Mapped Information - *Job Properties*

General

Parameters

When

JOB NAME

Synchronize Mapped Information

INTEGRATION MAPPING

Connect to Rally

SAVE PARAMETERS

Configuring an Admin Custom Object – Blueprint Configuration

This job runs the Integration

←

Properties

Modules

Rules

Actions

Sync Mapped Inf...

Import Integratio...

Integration

Configure - Sync Mapped Information

Channel Name *

Sync Mapped Information

Channel Url *

/J.J.J.J.J/niku/nu#action:nmc.jobPropertiesNew&job_definition_id=5000482&saveParamName=Connect+to+Rally&puiFullscreen=on&puiHidePPMTabs=off

Referrer URLs

Comma Separated

../../../../..niku/nu#action:nmc.jobPropertiesNew&job_definition_id=5000482&saveParamName=Connect+to+Rally&puiFullscreen=on&puiHidePPMTabs=off

Configuring an Admin Custom Object

This job retrieves the object and attribute information from Clarity and Rally

clarity

Z - Clarity Connections Administration

←

Properties

Modules

Rules

Actions

Sync Mapped Inf...

Import Integratio...

Integration

Configure - Import Integration Mappings

Channel Name *

Import Integration Mappings

Channel Url *

/../././niku/nu#action:nmc.jobPropertiesNew&job_definition_id=5000481&saveParamName=Connect+to+Rally&puiFullscreen=on&puiHidePPMTabs=off

Referrer URLs

Comma Separated

[./.././.././niku/nu#action:nmc.jobPropertiesNew&job_definition_id=5000481&saveParamName=Connect+to+Rally&puiFullscreen=on&puiHidePPMTabs=off](#)

This is where the
Integration Object
is created

```
./.././.././niku/nu#action:nmc.integrationList&puiFullscreen=on&puiHidePPMTabs=on
```



Thank You



