

CA Test Data Manager: PII Data Discovery and Profiling

Concerned About PII Data Leaks?

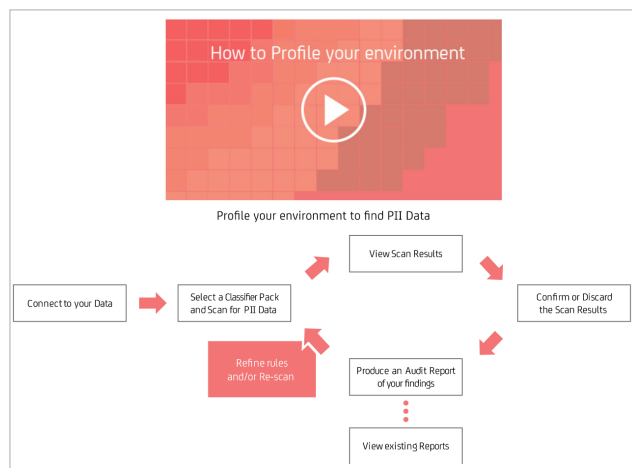
You should be. New E.U. General Data Protection Regulation (GDPR) legislation becomes law in May 2018 and places strict rules on how companies maintain personal data for any E.U. citizen. Many organizations have no idea where their personally identifiable information (PII) data resides across their systems or whether they are at risk of inadvertently breaching the GDPR legislation when production data is copied to lower-tier environments for testing.

The penalties for non-compliance are severe—a first offense is \$10 million or 2 percent of a company's annual revenue—not to mention the massive damage to brand image and reputation.

Use CA Test Data Manager PII data discovery and profiling to scan, identify, locate and flag PII data quickly. A heat map shows you where high/low risk data resides in your environment and lets you classify the data for further review or remediation. Generate a comprehensive data report to help demonstrate GDPR (or other compliance regulations) to an auditor.

Feature Highlights

- Locate sensitive data quickly
- Address potential audit findings and risks
- Generate reports for compliance and security needs



Common Customer Use Cases

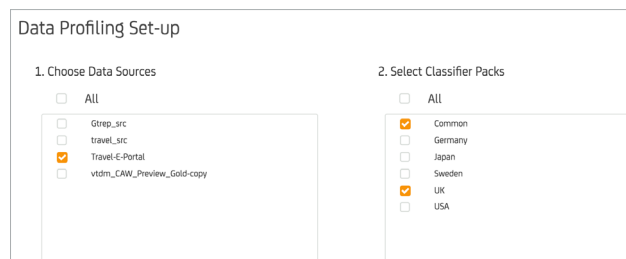
- Scan and locate PII data to demonstrate GDPR compliance
- Scan and locate PII data for other testing purposes
- Locate risky data to improve security posture

PII Data Profiling Steps

Follow these simple steps using the CA Test Data Manager PII Data Profiling feature to scan, identify, designate and report on your PII data:

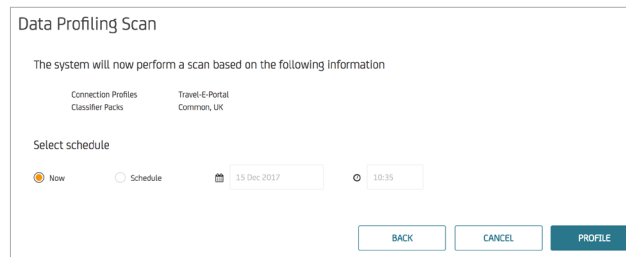
Step 1

Select your data source and data classifiers. (Microsoft SQL Server®, Oracle, MariaDB, MySQL, IBM Db2®: Windows only).



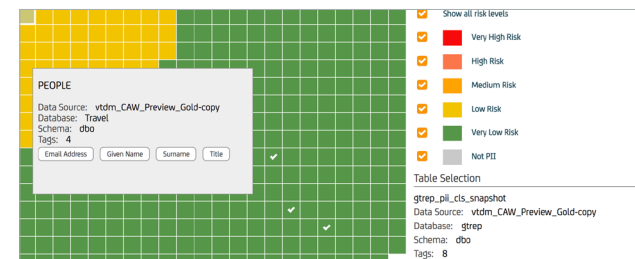
Step 2

- Scan your data. Scan immediately or schedule for later.



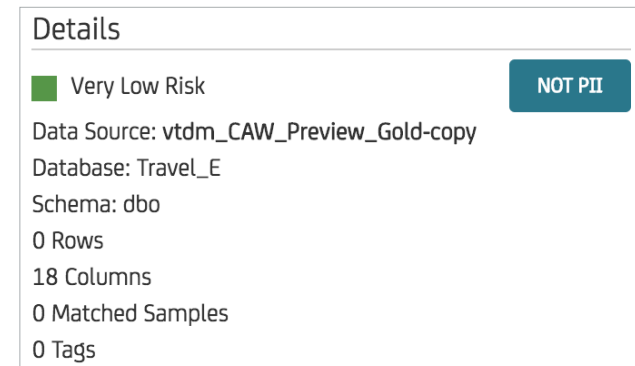
Step 3

- View results. Heat map will show you where your data resides and classify it from very high risk to very low risk PII data.



Step 4

- Classify data as safe or risky. Start with the most risky data and review its contents. Designate if data is high risk or not



- Data can be randomly sampled

rd_proj_id	rd_ref_id	rd_ref_type	rd_col_cnt	rd_ref_name_1	rd_ref_value_1	rd_ref_name_2	rd_ref_value_2
0	StreetName-Norway	REF	1	Streetname	Gregers gate		
0	Match-Last Name-Soundex-3	REF	5	Name	Leonard	Soundex	L563
0	Match-Last Name-Soundex-2	REF	5	Name	Velazquez	Soundex	V422
0	StreetName-Italy	REF	1	Streetname	Passeleirgasse / Vicolo Passiria		
0	BIC Codes	REF	5	Code	CHASG21BJL	Bank	JPMOR
0	StreetName-Italy	REF	1	Streetname	Mareinwaal		
0	German Postal Codes	REF	3	Postal Code	37434	Longitude	51.566
0	Australian Postal Codes	REF	9	Postal Code	2484	Locality	CDMMI
0	Australian Postal Codes	REF	9	Postal Code	2125	Locality	WEST F
0	StreetName-Italy	REF	1	Streetname	Largo delle Sirene		

- Classifier data (tags) such as personal information can be removed from the table.

Table Details

< Results

Column	Tags
rd_proj_id	+
rd_ref_id	Country x Ethnicity x Gender x +
rd_ref_type	+
rd_col_cnt	+
rd_ref_name_1	+
rd_ref_value_1	Surname x +

- A "reason" field is required to keep an audit trail whenever actions are taken on a particular table.

Not PII

Table: gtrep_reference_data

Reason *

This data is not PII ✓

SAVE SAVE AND CONFIRM CANCEL

Step 5

- Generate PDF scan reports. The report includes date/timestamp, connection profile, data classifiers and heat map. Reports can be emailed to compliance officers/auditors and used to demonstrate adherence to GDPR and other regulations.

SCAN REPORT

JOB ID 10	Sign-off Requested 2017-12-13 13:38:49	Sign-off Completed 2017-12-13 13:41:33
---------------------	--	--

Job Details
Job Name: Profiling Scan for EMEA [1.0]

Scan Initiated
2017-12-13 13:09:56

Scan Completed
2017-12-13 13:10:06

Reviewer emeaprover	Signed Off Date 2017-12-13 13:41:33	Comments Review Complete
-------------------------------	---	------------------------------------

Data Classifiers
SWIFT Code, Birth Date, ZIP Code (USA), Country, Credit Card, IBAN, E-mail, Phone Number, IPv4 Address, IPv6 Address, MAC Address, Post Code (Germany), Bank Account Number (Germany), Driving License (Germany), Given Name (Germany), Surname (Germany), Title (Germany), Post Code (Japan), Post Code (Sweden), Bank Account Number (Sweden), Driving License (Sweden), National ID (Sweden), County (UK), Post Code (UK), Town (UK), Sort Code (UK), Driving License (UK), National Insurance Number (UK), Ethnicity (UK), Gender (UK), Given Name (UK), Religion (UK), Surname (UK), Title (UK), Social Security Number (USA), Title (Germany), Town (UK), County (UK), Religion (UK), Country, Surname (Germany), Surname (UK), Given Name (UK), Gender (UK), Ethnicity (UK), Title (UK), Given Name (Germany)

Heat Map
The following heat map gives a visual indication of the distribution of PII and non-PII data within the sampled database.

Next Steps

For a personalized demonstration of this feature please contact your **local CA Sales Representative**

CA Technologies (NASDAQ: CA) creates software that fuels transformation for companies and enables them to seize the opportunities of the application economy. Software is at the heart of every business, in every industry. From planning to development to management and security, CA is working with companies worldwide to change the way we live, transact and communicate—across mobile, private and public cloud, distributed and mainframe environments. Learn more at ca.com.

Copyright © 2018 CA. All rights reserved. No unauthorized copying or distribution permitted. Microsoft and SQL Server are either registered trademarks or trademarks of Microsoft Corporation in the United States and/or other countries. IBM and Db2 are trademarks of International Business Machines Corporation in the United States, other countries, or both. All other trademarks referenced herein belong to their respective companies.