


**Full Report**

March 01, 2011 12:25 PM to March 02, 2011 12:25 PM

—  
—**Table of Contents**

Top Types of Attack
Top Targets Attacked by Group
Top Targets Attacked by Subnet
Top Targets Attacked by Client
Top Sources of Attack
Top Traffic Notifications by Group (Traffic)
Top Traffic Notifications by Group (Packets)
Top Traffic Notifications by Subnet (Traffic)
Top Traffic Notifications by Subnet (Packets)

[Top](#)**Top Types of Attack**

	Event Type	Number of Events	Percent
	Intrusion Prevention	2	100%
Total		2	100%


**Attack Event Types**

Group & Severity	Number of Events	Event Types by Group
My	2	

<b>Company\magnus-server</b>		
Critical	2	

[Top](#)

## Top Targets Attacked by Group



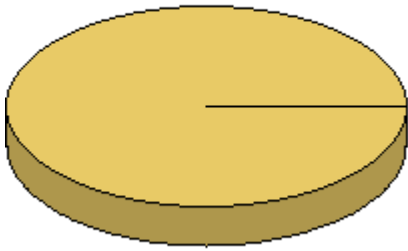
	Group	Number of Attacks	Percent
	My Company\magnus-server	2	100%
<b>Total</b>		2	100%

## Top Targets Attacked by Group

Attack Type & Severity	Number of Attacks	Distribution of Attacks by Group
Intrusion Prevention	2	
Critical	2	

[Top](#)

## Top Targets Attacked by Subnet



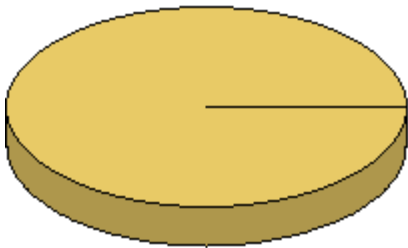
	Subnet	Number of Attacks	Percent
	192.168.1.0	2	100%
Total		2	100%

### Top Targets Attacked by Subnet

Attack Type & Severity	Number of Attacks	Distribution of Attacks by Subnet
Intrusion Prevention	2	
Critical	2	

[Top](#)

### Top Targets Attacked by Client



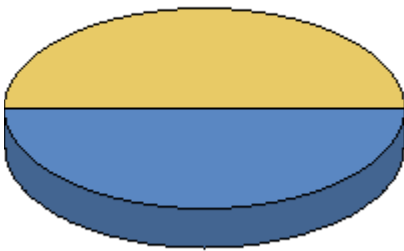
	Client	Number of Attacks	Percent
	HR1	2	100%
Total		2	100%

### Top Targets Attacked by Client

Attack Type & Severity	Number of Attacks	Distribution of Attacks by Client
Intrusion Prevention	2	
Critical	2	

[Top](#)

## Top Sources of Attack



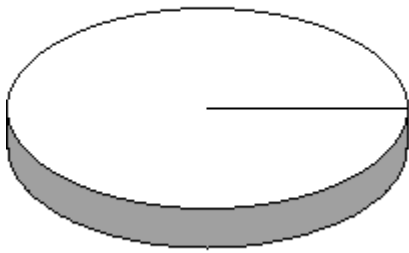
	Attacking Host	Number of Attacks	Percent
	10.1.20.131	1	50%
	10.1.155.229	1	50%
<b>Total</b>		<b>2</b>	<b>100%</b>

## Top Sources of Attack

Attack Type & Severity	Number of Attacks	Distribution of Attacks
Intrusion Prevention	2	
Critical	2	

[Top](#)

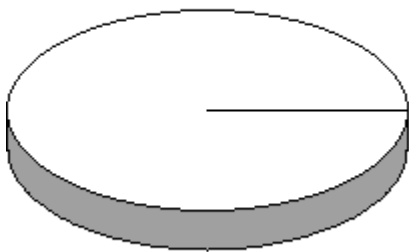
## Top Traffic Notifications by Group (Traffic)



	Group	Number of Alerts	Percent
Total		0	0%

[Top](#)

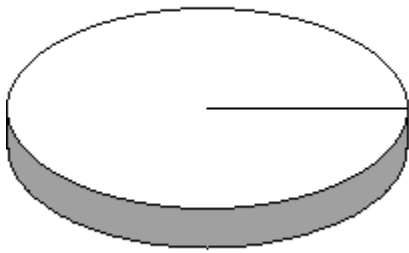
### Top Traffic Notifications by Group (Packets)



	Group	Number of Alerts	Percent
Total		0	0%

[Top](#)

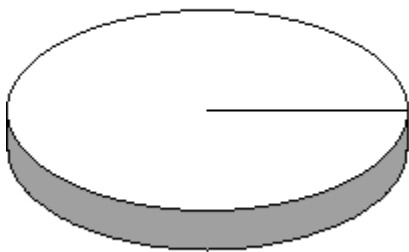
### Top Traffic Notifications by Subnet (Traffic)



	Subnet	Number of Alerts	Percent
Total		0	0%

[Top](#)

## Top Traffic Notifications by Subnet (Packets)



	Subnet	Number of Alerts	Percent
Total		0	0%