

Resource availability and calendar

Table of Contents

Introduction.....	1
Examples.....	1
Conclusion	7

Introduction

Resource availability is displayed in the properties page. That is a virtual field and the values comes from the prcalendar.prvalue blob field. The calendar contains resource availability and the workday exceptions. The availability is set length of the working day as defined as the shifts. By default the availability in the calendar is reflected in the value of the resource availability on the properties page, but not vice versa. Therefore it is better not to change the value of the availability field, but consistently to adjust the availability with the shifts.

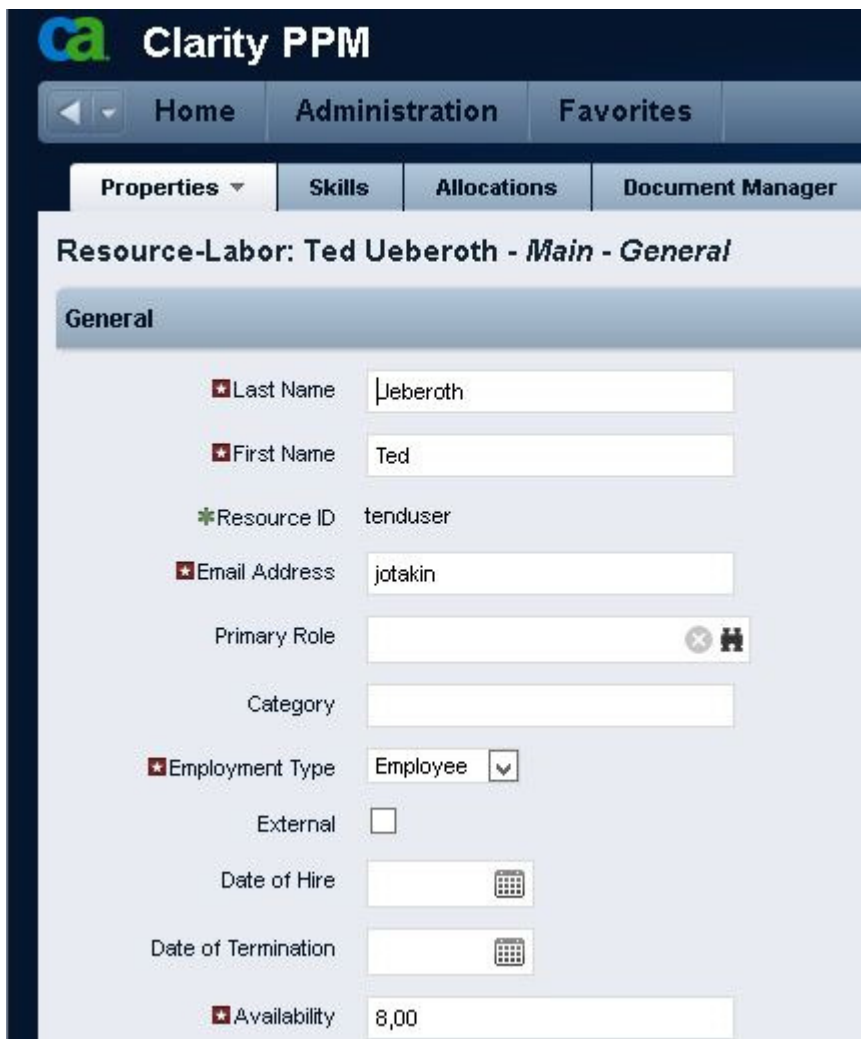
Examples

After installation all resources are associated with the default calendar.



Fig The resource is associated with the Standard calendar

The default calendar has eight hour shifts and the displayed availability is 8 hours.



Clarity PPM

Navigation: Home Administration Favorites

Properties Skills Allocations Document Manager

Resource-Labor: Ted Ueberoth - Main - General

General





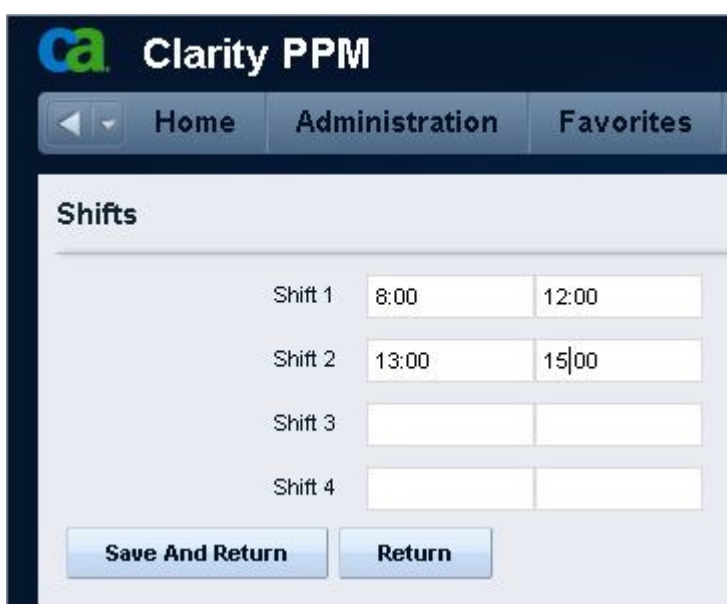
☒ Last Name: Ueberoth
☒ First Name: Ted
☒ Resource ID: tenduser
☒ Email Address: jotakin
 Primary Role:  
 Category:
☒ Employment Type: Employee
 External: ☐
 Date of Hire: 
 Date of Termination: 
☒ Availability: 8,00

Fig The default availability after the resource is associated with the Standard calendar

If there are users whose availability is other than eight hours a new calendar can be created for them.



Clarity PPM

Navigation: Home Administration Favorites

Shifts

Shift 1	8:00	12:00
Shift 2	13:00	15:00
Shift 3	<input type="text"/>	<input type="text"/>
Shift 4	<input type="text"/>	<input type="text"/>

Fig 6 hour availability a custom calendar

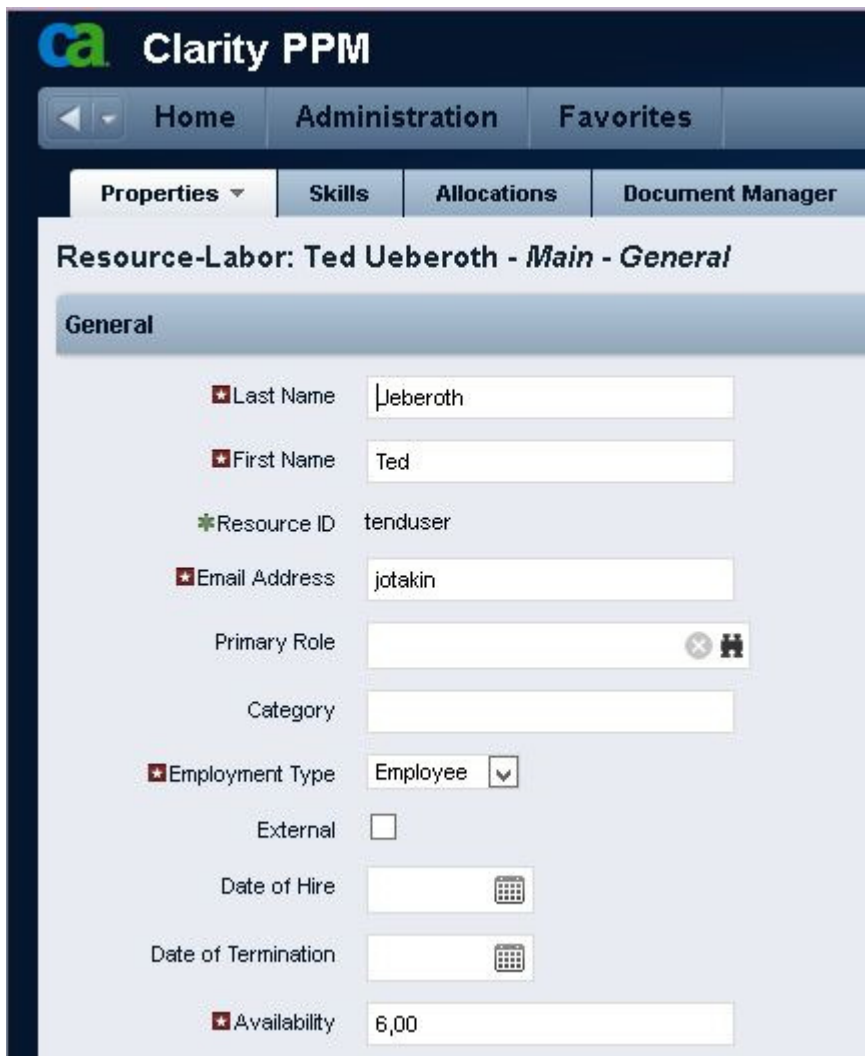
The shifts are set to reflect the desired availability. In the following example the availability is six hours.



The screenshot shows the 'Clarity PPM' interface. The top navigation bar includes 'Home', 'Administration', and 'Favorites'. Below this, a secondary navigation bar has 'Properties', 'Skills', 'Allocations', 'Document Manager', and 'Calendar'. The main content area is titled 'Resource - Labor: Ted Ueberoth - Edit Resource Calendar'. It features a 'Base Calendar' dropdown menu set to '6 hour', a 'Save' button, and a small icon.

Fig The resource is associated to custom calendar

As soon as the resource is associated with the calendar the derived availability is displayed in the properties page.



The screenshot shows the 'Clarity PPM' interface. The top navigation bar includes 'Home', 'Administration', and 'Favorites'. Below this, a secondary navigation bar has 'Properties', 'Skills', 'Allocations', and 'Document Manager'. The main content area is titled 'Resource-Labor: Ted Ueberoth - Main - General'. It features a 'General' tab and a form with the following fields: 'Last Name' (Ueberoth), 'First Name' (Ted), 'Resource ID' (tenduser), 'Email Address' (jotakin), 'Primary Role' (empty), 'Category' (empty), 'Employment Type' (Employee), 'External' (checkbox), 'Date of Hire' (calendar icon), 'Date of Termination' (calendar icon), and 'Availability' (6,00).

Fig 6 hour availability after the resource is associated with the custom calendar

Changing the resource availability on the properties page seems to work OK.

Clarity PPM

Home Administration Favorites

Properties Skills Allocations Document Manager

Resource-Labor: Ted Ueberoth - Main - General

General

Last Name Ueberoth

First Name Ted

Resource ID tenduser

Email Address jotakin

Primary Role

Category

Employment Type Employee

External

Date of Hire

Date of Termination

Availability 5,00

Fig The availability on the resource properties is changed to be different from the default availability of the custom calendar

However if changes are made into the shifts the availability will no longer be as expected. In this example the resource is associated again with the Standard calendar.

The screenshot shows the 'Clarity PPM' interface. The top navigation bar includes 'Home', 'Administration', and 'Favorites'. Below this, a sub-navigation bar has 'Properties', 'Skills', 'Allocations', and 'Document Manager'. The main content area is titled 'Resource-Labor: Ted Ueberoth - Main - General' and has a 'General' tab selected. The form contains the following fields:

- Last Name: Ueberoth
- First Name: Ted
- Resource ID: tenduser
- Email Address: jotakin
- Primary Role: (empty field with a delete icon and a home icon)
- Category: (empty field)
- Employment Type: Employee (dropdown menu)
- External: ☐
- Date of Hire: (calendar icon)
- Date of Termination: (calendar icon)
- Availability: 6,67

Fig The previously changed availability on the properties page after the resource is re-associated with the Standard calendar

The 6,67 hour availability is calculated as $5 * \frac{8}{6}$

Where 5 is the value entered in the availability field, 8 is the length of shifts in the standard calendar and the 6 is the length of the shifts in the 6 hour calendar.

The same happens if the availability on the properties page is changed to 8 while the resource is associated to the 6 hour calendar and then the calendar is changed to the Standard calendar.

ca Clarity PPM

Home Administration Favorites

Properties Skills Allocations Document Manager

Resource-Labor: Ted Ueberoth - Main - General



General

Last Name Ueberoth

First Name Ted

Resource ID tenduser


Email Address jotakin


Primary Role  

Category

Employment Type Employee

External ☐

Date of Hire 

Date of Termination 

Availability 8,00

Fig The availability on the resource properties is changed to be different from the default availability of the custom calendar

ca Clarity PPM

Home Administration Favorites

Properties Skills Allocations Document Manager

Resource-Labor: Ted Ueberoth - Main - General

General

Last Name Ueberoth

First Name Ted

Resource ID tenduser

Email Address jotakin

Primary Role

Category

Employment Type Employee

External

Date of Hire

Date of Termination

Availability 10,67

Fig 8 hour availability after the resource is re-associated with the Standard calendar

$$10,67 = 8 * 8/6$$

Conclusion

By default the resource availability on the properties page reflects the length of the working day as set by the shifts in the resource calendar. Any changes in the calendar availability are reflected in the availability on the properties page.

If the availability on the properties page is changed then any changes in the calendar availability are no longer directly reflected in the availability on the properties page.

v.01 November 20, 2012

The content of these pages is presented as personal views only and not as any sort of advice or instruction.