



(Ge)Bene(lux) Meeting

16 Feb 2016

Breda, Netherlands


Agenda

- 09.00 **Coffee and registration**
- 09.30 Meeting Open & Welcome
Jan Willem Metzlar, President of the user group
Eric ten Harkel, Co-President of the user group
- 10.00 CA Gen Roadmap & future evolutions
John Carter, CA Gen Architect and Product Owner, CA Technologies
- 11.00 **Break**
- 11.15 IET Update
Darius Panahy
- 11.45 Response Update
Tim Dargavel
- 12.15 CA Community Update
Eric ten Harkel, Co-President of the user group
- 12:30 **Lunch**

CA User Group

Guide for the members

February, 2016



Content

- Introduction
- Best Practices - Get involved with the CA User Group
- Steps for key actions
 - How to join the User Group
 - How to Start a conversation, ask question (online Forum)
 - How to create content (Document, Conversation ...)
 - How to connect with People
- Ideation : provide input to CA Product Management
 - Submit your idea to enhance the product / Vote for an idea
- Useful Links

Introduction

Welcome to the Guide for the CA User Group members.

This guide is designed to help user group members in Europe get familiar with the CA Communities new platform. It is also intended to provide some Best Practices to help members get involved in their User Group activities & be active contributors.

How can I get involved with the User Group ?



1) Join the User Group to become member

1. <https://communities.ca.com/groups/ca-gen-edge>
2. **Login** (email / password) - use your Support identification, or create an account
3. Click on **"Ask to join this group"**. Your request will be reviewed then Approved

The screenshot shows the CA Technologies Communities website. The browser address bar displays <https://communities.ca.com/places?query=gen>. The navigation bar includes links for Home, News, Communities, Browse, Help, and Apps. The main content area is titled 'All Places' and shows a search for 'gen'. The results are sorted by 'latest activity: newest first'.

Place	Latest activity	Followers
EDGE Benelux - Benelux user group for CA Gen - Private Group 61 Members	February 15, 2016 11:25 AM	62
Finnish CA Gen User Group - Private Group 57 Members	February 10, 2016 1:24 PM	58
CA Gen EDGE - 6 Sub-spaces	February 10, 2016 11:50 AM	489
CA Gen Japan in Japanese Customer Community	February 8, 2016 6:49 AM	2
Danish CA Gen User Group - Private Group 24 Members	December 15, 2015 1:53 PM	24
German CA GEN User Group - Private Group 56 Members	December 15, 2015 1:27 PM	57

2) Share your experience & knowledge

- **in-Person meetings** : User presentation, Roundtable discussions, ...



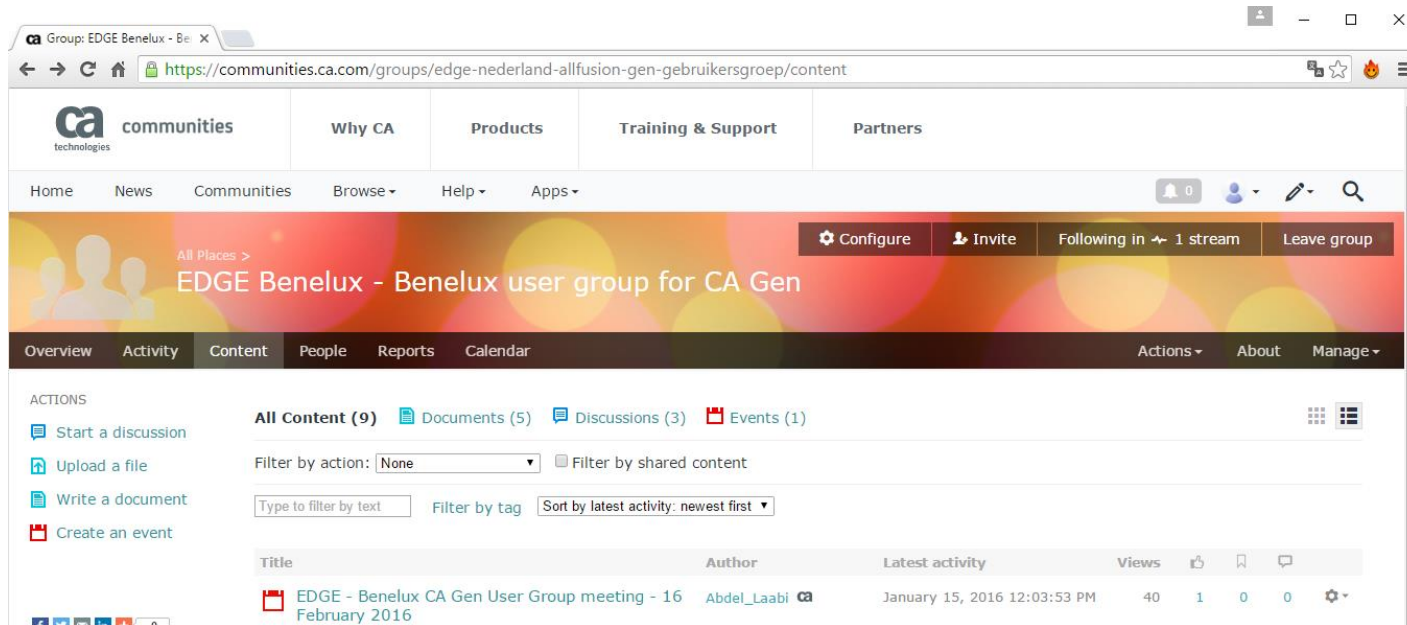
- **Online** : Click on '**Action**' to share a document or start a conversation ('**Discussion**') ..

A screenshot of a web browser showing the 'CA Gen EDGE' community page on 'communities.ca.com'. The page has a navigation bar with links like 'Home', 'News', 'Communities', 'Browse', 'Help', and 'Apps'. Below this is a header for 'CA Gen EDGE' with a sub-header 'All Places >'. A dark blue banner at the bottom contains the text 'Overview', 'Content', 'People', 'Subspaces', 'Calendar', 'Actions', 'About', and 'Share'. The 'Actions' link is circled in red. The browser's address bar shows the URL 'https://communities.ca.com/community/ca-gen-edge/overview'.

3) Be active contributor

Get involved in the user group activities (as User Group member, or Board member)

- Make suggestions, ideas, Topics for the next UG meeting, ...
- Contribute to enhance the CA solution (Ideation ...)
- Today's presentations will be posted here:



The screenshot shows the 'EDGE Benelux - Benelux user group for CA Gen' page. The page has a header with the CA logo and navigation links: Home, News, Communities, Browse, Help, Apps. Below the header is a banner for the user group with buttons for 'Configure', 'Invite', 'Following in 1 stream', and 'Leave group'. The main content area is titled 'All Content (9)' and includes filters for 'Filter by action' (None), 'Filter by shared content', 'Type to filter by text', 'Filter by tag', and 'Sort by latest activity: newest first'. A table lists the content items, with the first item being 'EDGE - Benelux CA Gen User Group meeting - 16 February 2016' by 'Abdel_Laabi'.

Title	Author	Latest activity	Views	Like	Bookmark	Comment
EDGE - Benelux CA Gen User Group meeting - 16 February 2016	Abdel_Laabi	January 15, 2016 12:03:53 PM	40	1	0	0

Connecting with people

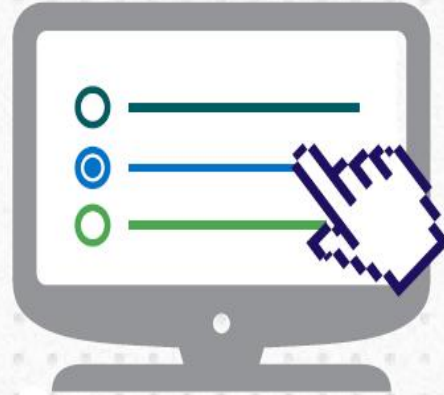
- 1) Click on **People** tab and use the sorting options to filter and find relevant people
- 2) Click on **"Follow"** tab on the bottom right and choose whether to follow that user via your inbox or connections stream.
- 3) Click on **"Message"** tab on the bottom right to send private message

The screenshot shows a web browser window displaying a user profile on the CA Communities website. The browser's address bar shows the URL <https://communities.ca.com/people/cooleric>. The website's header includes the CA Technologies logo and navigation links: Why CA, Products, Training & Support, and Partners. Below the header is a secondary navigation bar with links: Home, News, Communities, Browse, Help, and Apps. The main content area features a profile for Eric TenHarkel, who is a Director at COOLProfs. His profile includes a bio, email address (eric.ten.harkel@coolprofs.com), and last login date (February 15, 2016). A large circular badge indicates he has 563 points as a member. To the right of the bio is a placeholder for a profile picture with the text "Add Your Photo". Below the profile information is a tabbed interface with "Overview" selected. The "Overview" tab shows a timeline of activity, including a post from NL at 11:21 AM. The "Connections" tab shows a circular badge with the number 2 and the text "connections". The "Skills and Expertise" tab is also visible. The bottom right corner of the page features the CA Technologies logo and a red square with the number 2.

Ideation : Submit & vote for Product Enhancement ideas



Submitting ideas
for product
enhancements



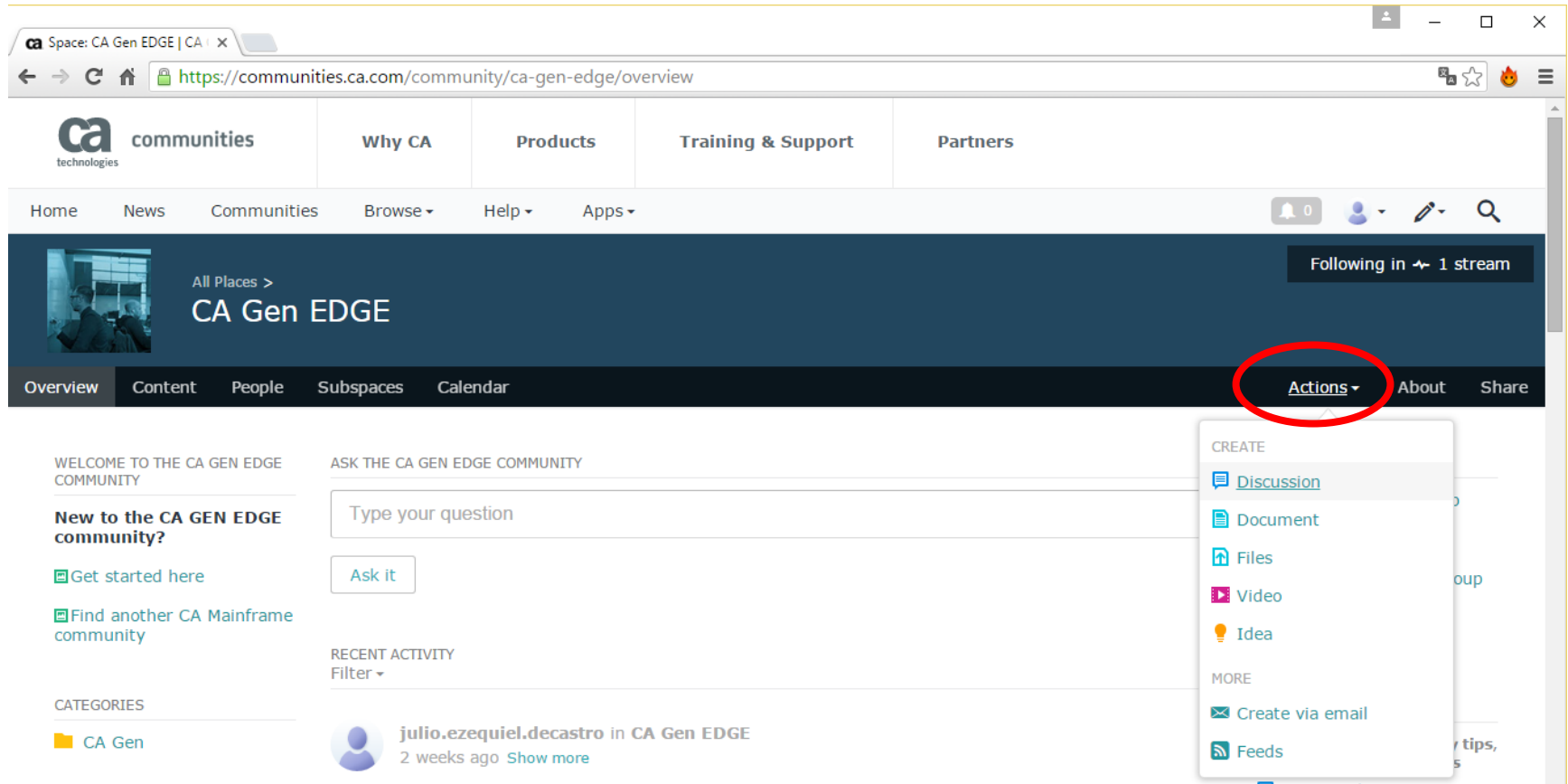
Voting on and discussing
ideas from other
community members



Opting into product validation
programs to test incremental process
and provide feedback that will
influence the next software iteration

Ideation : Submit ideas for product enhancements

- 1) Global Community : <https://communities.ca.com/community/ca-gen-edge>
- 2) Login (email / password)
- 3) Click on **Action** on the top, then **Idea**



Ideation : Vote for ideas from community members

1) Click on **Content** tab, 2) Click on **Ideas** (💡) to list all the ideas

The screenshot shows the CA Gen EDGE community page. The 'Content' tab is highlighted with a red circle and a red '1'. The 'Ideas' icon (a lightbulb) is highlighted with a red circle and a red '2'. The page displays a list of ideas with their titles, authors, latest activity, views, and votes.

CA Gen EDGE

Following in 1 stream

Content

All Content (978)

Filter by action: **None** ☐ Filter by shared content

Type to filter by text **Filter by tag** **Sort by latest activity: newest first**

Title	Author	Latest activity	Views	👍	🔖	💬	⚙️
✅ Anyone has experience dealing with big encyclopedias? (50M dobj, 83M dasc)	julio.ezequiel.decastro	February 15, 2016 8:53:22 AM	184	5	1	25	⚙️
💡 Dynamic URI passing for Web services Consumption 8 NEW	darce	February 11, 2016 9:54:27 AM	156	-	0	10	⚙️
💡 Refine/enhance error handling of CALL EXTERNAL consumption 8 WISH-LISTED	Daniel_Stratton	February 11, 2016 9:53:35 AM	113	-	0	2	⚙️
💡 Allow MVS Package Bind settings to be set in the Toolset 5 WISH-LISTED	covme01	February 10, 2016 11:00:46 PM	69	-	0	1	⚙️

Ideation : Vote for ideas from community members

3) Click on an idea in order to open it, then **vote** through the button on the top left

The screenshot shows a web browser window with the URL <https://communities.ca.com/ideas/235716184>. The page is titled "Support multiple monitors in the toolset" and is categorized under "CA Gen EDGE > Ideas". The idea was created on Oct 3, 2014, at 7:50 PM by John Carter and last modified on Jan 8, 2016, at 9:04 PM. The idea has 13 votes, with a "VOTE" button circled in red. The idea description states: "We would like Gen to support multiple monitor configurations. With more and more developers using laptops with external monitors as well this is becoming a common configuration and therefore support for this is a requirement going forward. We have experienced problems with multiple monitors when trying to use the PAD search facility so we would therefore like to see these addressed." The idea is categorized under "CA Gen" and has tags "monitor", "toolset", and "dual". The page also shows 4 comments, with the first comment by Rafa Cola dated Nov 2, 2014, at 11:06 PM, stating: "Adding to this idea on improving to just dual-monitor configuration, the improvement could be to any number of multiple monitors." The right sidebar contains links for "Follow", "Share", "Bookmark", "Edit idea", "Move idea", "Report abuse", "View as PDF", and a "VOTE HISTORY" section listing Douglas Seaver and Thorsten Fiedler.

Support multiple monitors in the toolset

Created on Oct 3, 2014 7:50 PM by John Carter - Last Modified: Jan 8, 2016 9:04 PM

13 You have voted up. UNDER REVIEW

We would like Gen to support multiple monitor configurations. With more and more developers using laptops with external monitors as well this is becoming a common configuration and therefore support for this is a requirement going forward. We have experienced problems with multiple monitors when trying to use the PAD search facility so we would therefore like to see these addressed.

Categories: CA Gen Tags (edit): monitor, toolset, dual

4 Comments

Add a comment

Rafa Cola Nov 2, 2014 11:06 PM

Adding to this idea on improving to just dual-monitor configuration, the improvement could be to any number of multiple monitors.

Like (2) Reply

Follow Share Bookmark

ACTIONS

Edit idea Move idea Report abuse View as PDF

VOTE HISTORY

Douglas Seaver THORSTEN FIEDLER

Ideation : Benefits

- Enables transparency and turns enhancement requests into conversations
- Places context around the priority and value of an idea
- Maximizes the input of our customers into our development process
- Provides a timely decision for customers' ideas
- Keeps customers informed of decision and status changes
- Builds trust with our customers that we are building products based on open, transparent and collaborative process

Thank you

