


Endevor Long Name & USS support

Doing it ALL in Endevor
Eoin O'Cleirigh

April 2016



FOR PURPOSES ONLY

Terms of this Presentation

This presentation was based on current information and resource allocations as of April 2016 and is subject to change or withdrawal by CA at any time without notice. Notwithstanding anything in this presentation to the contrary, this presentation shall not serve to (i) affect the rights and/or obligations of CA or its licensees under any existing or future written license agreement or services agreement relating to any CA software product; or (ii) amend any product documentation or specifications for any CA software product. The development, release and timing of any features or functionality described in this presentation remain at CA's sole discretion. Notwithstanding anything in this presentation to the contrary, upon the general availability of any future CA product release referenced in this presentation, CA will make such release available (i) for sale to new licensees of such product; and (ii) to existing licensees of such product on a when and if-available basis as part of CA maintenance and support, and in the form of a regularly scheduled major product release. Such releases may be made available to current licensees of such product who are current subscribers to CA maintenance and support on a when and if-available basis. In the event of a conflict between the terms of this paragraph and any other information contained in this presentation, the terms of this paragraph shall govern.

Certain information in this presentation may outline CA's general product direction. All information in this presentation is for your informational purposes only and may not be incorporated into any contract. CA assumes no responsibility for the accuracy or completeness of the information. To the extent permitted by applicable law, CA provides this presentation "as is" without warranty of any kind, including without limitation, any implied warranties or merchantability, fitness for a particular purpose, or non-infringement. In no event will CA be liable for any loss or damage, direct or indirect, from the use of this document, including, without limitation, lost profits, lost investment, business interruption, goodwill, or lost data, even if CA is expressly advised in advance of the possibility of such damages. CA confidential and proprietary. No unauthorized copying or distribution permitted.

Agenda

1

LONG NAME SUPPORT IN ENDEVOR “CLASSIC”

2

WIDESCREEN – TIME TO MIX-IT-UP

3

LONGNAME SUPPORT IN ISPF (A PROTOTYPE)

4

USER EXTENSION POINTS – OPEN ENDEVOR

5

ESRCHFOR - A BETTER SEARCH TOOL

6

OPPORTUNISTIC ENHANCEMENTS

Agenda

- Long Name Support in Endevor “Classic”
- WideScreen – Time to mix-it-up
- LongName Support in ISPF (a prototype)
- User Extension Points – Open Endevor
- ESrchfor - A Better Search Tool
- Opportunistic Enhancements

LongName Support

In Classic Endeavor

- FDP Prototype now being implemented in Classic Endeavor
- First Phase for Long Name support
 - Plumbing to Support 255 character Element names
 - Variable column width - 8-30 characters wide
 - XE line command – for pop-up view
 - zEXPAND & Scroll support – zoom in
 - Mixed case support & Locate enhancement
 - Browse mode FlowerBox – shows full name
 - Allow Spaces in Element Names
- In Validation now, Test APAR shortly...

Demo

Endevor 18.0.04 Primary Menu

----- CA Endevor SCM Version 18.0.04 -----
OPTION ==> 0

- 0 DEFAULTS - Specify product ISPF default parameters
- 1 DISPLAY - Perform display functions
- 2 FOREGROUND - Execute foreground Actions
- 3 BATCH - Perform batch action processing
- 4 ENVIRONMENT - Define or modify environment information
- 5 PACKAGE - Perform foreground package processing
- 6 BATCH PACKAGE - Perform batch package SCL generation
- U USER MENU - Display user option menu
- T TUTORIAL - Display product tutorial
- C CHANGES - Display summary of changes for the current release
- Z CHANGES - Display summary of changes for the previous releases
- X Exit

Current environment: SMPLTEST

copyright (c) 1986-2015 CA. All Rights Reserved.

Use the EXIT option to terminate

Demo

Defaults - Set Element Column Width

UPDATE ----- User Defaults ----- INVALID ELM/USS COL
COMMAND ==> █

WORK DATASET ALLOCATION INFORMATION: LIST DATASET ALLOCATION INFORMATION:
PRIMARY QUANTITY ==> 1 PRIMARY QUANTITY ==> 1
SECONDARY QUANTITY ==> 1 SECONDARY QUANTITY ==> 1
UNIT NAME ==> SYSDA RECORD LENGTH ==> 0
SPACE UNITS ==> CYL (TRK/CYL/BLK) (ZERO FOR DEFAULT)
VOLUME SERIAL ==> (BLANK FOR DEFAULT)

PRJ New Option controls the width of the
S element column... 44 is too big!
LINES PER PAGE ==> 60

FOREGROUND OPTIONS:
DISPLAY MSGS WHEN RC GE ==> 8
INTERCEPT ISPF RETURN CMD ==> N
ISPF BROWSE OR VIEW MODE ==> V
SEL LIST ELEMENT COLUMN WIDTH ==> 44

COMPONENT LIST INFORMATION:
LISTING DATASET STRING ==> .LIST (USED

SPECIFY A NUMBER WITHIN THE
RANGE 8 - 30.

JOB STATEMENT INFORMATION:
==> //OCLE0017 JOB ('410000000'),'ENDEVOR V18 BATCH ',MSGCLASS=X,
==> // CLASS=A,NOTIFY=&SYSUID,MSGLEVEL=1,REGION=0M
==> /**
==> // JCLLIB ORDER=(CADEMO.ENDV.RUN.CSIQJCL)

Demo

Display Action Panel

----- Display Elements/Component Lists -----
OPTION ==> SCROLL ==> CSR

blank - Display selection list	B - Browse element current level
s - Display summary of levels	C - Display changes current level
M - Display element master info	H - Display history current level

LL - List Listing

Enter SX, BX, CX or HX to display component list information

FROM LOCATION:

ENVIRONMENT ==> SMPLTEST
SYSTEM ==> FINANCE
SUBSYSTEM ==>
TYPE ==>
STAGE ==> T - TEST
Q - QA

ELEMENT ==> You can put % long Element NAME here*
CASE-SENSITIVE ==> N (Y/N)

LIST OPTIONS:

DISPLAY LIST ==> Y (Y/N)
APPLY LIST FILTERS ==> N (Y/N)
BUILD USING MAP ==> Y (Y/N)
DISPLAY SYS/SBS LIST ==> N (Y/N)

+

Demo

LongName Pop-Up (XE)


----- ELEMENT SELECTION LIST ----- Row 1 to 25 of 124
COMMAND ==> SCROLL ==> CSR

Enter line command XE to display full element name

MORE==>

ELEMENT -----	TYPE	NS	ENVIRON	S	SYSTEM	SUBSYS	VVLL	PROCGRP
@GRPSEQ	MACRO		SMPLTEST	Q	FINANCE	ACCTPAY	0101	*NOPROC*
@GRPSEQ	MACRO		SMPLPROD	P	FINANCE	ACCTPAY	0100	*NOPROC*
anotherlongname	JAVA		SMPLPROD	P	FINANCE	ACCTPAY	0100	*NOPROC*
javapgm	JAVA		SMPLTEST	Q	FINANCE	ACCTPAY	0101	*NOPROC*
javapgm	JAVA		SMPLPROD	P	FINANCE	ACCTPAY	0100	*NOPROC*
XE longjavaprogram	JAVA		SMPLPROD	P	FINANCE	ACCTPAY	0100	*NOPROC*
XE longnameelement	JAVA		SMPLPROD	P	FINANCE	ACCTPAY	0100	*NOPROC*
new	JAVA		SMPLTEST	T	FINANCE	ACCTPAY	0101	*NOPROC*
new	JAVA		SMPLPROD	P	FINANCE	ACCTPAY	0100	*NOPROC*
very	JAVA		SMPLTEST	T	FINANCE	ACCTPAY	0101	*NOPROC*

FULL ELEMENT NAME VIEW



longjavaprogram

PROC*
NBL
NBL
NBL
PROC*
PROC*
NBL

ASMDFMQ ASMTNTC SMPLTEST T FINANCE TINTERT 0100 GASMTNTC

Demo

Or use (z)Expand

----- ELEMENT SELECTION LIST ----- Row 1 to 25 of 124
COMMAND ==> expand SCROLL ==> CSR

Enter line command XE to display full element name

ELEMENT -----	TYPE	NS	ENVIRON	S	SYSTEM	SUBSYS	VVLL	PROCGRP
@GRPSEQ	MACRO		SMPLTEST	Q	FINANCE	ACCTPAY	0101	*NOPROC*
@GRPSEQ	MACRO		SMPLPROD	P	FINANCE	ACCTPAY	0100	*NOPROC*

MORE==>

ENTEN255+0

Command ==> █

Line 1 of 4
scroll ==> PAGE

AN ELEMENT WITH SPACES

Long Fields are scrollable

```
----- ELEMENT SELECTION LIST ----- Row 1 to 25 of 124
COMMAND ==> right                      SCROLL ==> CSR
```

Enter line command **XE** to display full element name

ELEMENT	TYPE	NS	ENVIRON	S	SYSTEM	SUBSYS	VVLL	PROCGRP
MACRO	SMPLTEST	Q	FINANCE	ACCTPAY	0101	*NOPROC*		
MACRO	SMPLPROD	P	FINANCE	ACCTPAY	0100	*NOPROC*		
JAVA	SMPLPROD	P	FINANCE	ACCTPAY	0100	*NOPROC*		
JAVA	SMPLTEST	O	FINANCE	ACCTPAY	0101	*NOPROC*		
JAVA	SMPLPROD	P	FINANCE	ACCTPAY	0100	*NOPROC*		
JAVA	SMPLPROD	P	FINANCE	ACCTPAY	0100	*NOPROC*		
JAVA	SMPLTEST	T	FINANCE	ACCTPAY	0101	*NOPROC*		
JAVA	SMPLPROD	P	FINANCE	ACCTPAY	0100	*NOPROC*		
JAVA	SMPLTEST	T	FINANCE	ACCTPAY	0101	*NOPROC*		
JAVA	SMPLPROD	P	FINANCE	ACCTPAY	0100	*NOPROC*		
JAVA	SMPLTEST	T	FINANCE	ACCTPAY	0101	*NOPROC*		
COBOL	SMPLTEST	T	FINANCE	ACCTREC	0100	CLENBL		
COBOL	SMPLTEST	T	FINANCE	ACCTREC	0100	CLENBL		
COBOL	SMPLTEST	T	FINANCE	ACCTREC	0100	CLENBL		
JAVA	SMPLTEST	T	FINANCE	ACCTREC	0100	*NOPROC*		
JAVA	SMPLTEST	T	FINANCE	ACCTREC	0100	*NOPROC*		
ASM	SMPLTEST	T	FINANCE	MAT	0100	ASMNBL		
ASMINTC	SMPLTEST	T	FINANCE	INTERT	0100	GASMTNTO		

I WITH SPACES
ELEMENT WITH SPACES

Demo

Scroll Columns Right

----- ELEMENT SELECTION LIST ----- Row 1 to 25 of 124
COMMAND ==> █ SCROLL ==> CSR

Enter line command XE to display full element name

ELEMENT -----	TYPE	CUR DTE	GEN DTE	USERID	CCID	PRRC
@GRPSEQ	MACRO	06FEB14	24FEB14	OCLE001	OCLE001	
@GRPSEQ	MACRO	13JUL11	14JUL11	DAMJ002X	SAMPLE	
anotherlongname	JAVA	04JUN15	29JUN15	DAMJ002	DAMJ002	
javapgm	JAVA	30JUN15	30JUN15	DAMJ002	CCID	
javapgm	JAVA	04JUN15	29JUN15	DAMJ002		
lo		04JUN15	29JUN15	DAMJ002		
lo		04JUN15	29JUN15	DAMJ002	DAMJ002	
ne		30JUN15	30JUN15	DAMJ002		
ne		04JUN15	29JUN15	DAMJ002	DAMJ002	
ve		30JUN15	30JUN15	DAMJ002		
very	JAVA	04JUN15	29JUN15	DAMJ002	DAMJ002	
A	COBOL	26NOV15	26NOV15	OCLE001	EOIN	0012
AB	COBOL	26NOV15	26NOV15	OCLE001	EOIN	0012
ABC	COBOL	26NOV15	26NOV15	OCLE001	EOIN	0012
AN ELEMENT WITH SPAC +	JAVA	29DEC15	29DEC15	OCLE001	OCLE001	
ANOTHER ELEMENT WITH +	JAVA	29DEC15	29DEC15	OCLE001	OCLE001	
APCSAMP	ASM	08MAY13	13NOV13	DAMJ002		0004
ASMDFMQ	ASMTNTC	18JUN15	18JUN15	DAMJ002		0000

Indicators show you can scroll the columns left or right

The Element Name and Type stay in place, but data columns scroll on request.
Note: ALL element displays now have the same columns!

<==MORE==>

Demo

Scroll Right (x2)

----- ELEMENT SELECTION LIST ----- Row 1 to 25 of 124
COMMAND ==> █ SCROLL ==> CSR

Enter line command XE to display full element name

ELEMENT -----	TYPE	NDRC SIGNOUT
@GRPSEQ	MACRO	0000
@GRPSEQ	MACRO	0004 DAMJ002
anotherlongname	JAVA	0000
javapgm	JAVA	0000
javapgm	JAVA	0000 DAMJ002
longjavaprogram	JAVA	0000
longnameelement	JAVA	0000 DAMJ002
new	JAVA	0000 DAMJ002
new	JAVA	0000 DAMJ002
very	JAVA	0008 DAMJ002
very	JAVA	0000 DAMJ002
A	COBOL	0012 OCLE001
AB	COBOL	0012 OCLE001
ABC	COBOL	0012 OCLE001
AN ELEMENT WITH SPAC +	JAVA	0000 OCLE001
ANOTHER ELEMENT WITH +	JAVA	0000 OCLE001
APCSAMP	ASM	0000 OCLE001
ASMDFMQ	ASMTNTR	0000 DAMJ002

<==MORE

When you get to the last page the indicator shows you can only scroll left

The columns you actually "see" will depend on how wide the Element Name column is.

Demo

Locate is now Case Aware

```
----- ELEMENT SELECTION LIST ----- Row 1 to 25 of 124
COMMAND ==> 1 newc
SCROLL ==> CSR

Enter line command XE to display full element name

ELEMENT ----- TYPE NS ENVIRON S SYSTEM SUBSYS VVLL PROCGRP MORE==>
@GRPSEQ          MACRO SMPLTEST Q FINANCE ACCTPAY 0101 *NOPROC*
@GRPSEQ          MACRO SMPLPROD P FINANCE ACCTPAY 0100 *NOPROC*
anotherlongname   JAVA SMPLPROD P FINANCE ACCTPAY 0100 *NOPROC*
javapgm          JAVA SMPLTEST Q FINANCE ACCTPAY 0101 *NOPROC*
javapgm          JAVA SMPLPROD P FINANCE ACCTPAY 0100 *NOPROC*
longjavaprogram   JAVA SMPLPROD P FINANCE ACCTPAY 0100 *NOPROC*
longnameelement   JAVA SMPLPROD P FINANCE ACCTPAY 0100 *NOPROC*
new              JAVA SMPLTEST T FINANCE ACCTPAY 0101 *NOPROC*
new              JAVA SMPLPROD P FINANCE ACCTPAY 0100 *NOPROC*
very             JAVA SMPLTEST T FINANCE ACCTPAY 0101 *NOPROC*
very             ACCTPAY 0100 *NOPROC*
A               ACCTREC 0100 CLENBL
AB              ACCTREC 0100 CLENBL
ABC             ACCTREC 0100 CLENBL
AN ELEMENT WITH SPAC + JAVA SMPLTEST T FINANCE ACCTREC 0100 *NOPROC*
ANOTHER ELEMENT WITH + JAVA SMPLTEST T FINANCE ACCTREC 0100 *NOPROC*
APCSAMP         ASM SMPLTEST T FINANCE MAT 0100 ASMNBL
ASMDFM0         ASMTNTC SMPLTEST T FINANCE INTERT 0100 GASMTNTC
```

Locate will first try to find a match on the supplied case, but if not found, it will upper-case the string and try again...

Demo

Locate matches UpperCase

----- ELEMENT SELECTION LIST --- Row 107 to 124 of 124
COMMAND ==> SCROLL ==> CSR

Enter line command XE to display full element name

MORE==>

ELEMENT -----	TYPE	NS	ENVIRON	S	SYSTEM	SUBSYS	VVLL	PROCGRP
NAME	PARM		SMPLPROD	P	FINANCE	MAT	0100	*NOPROC*
m NEWCOP	COBOL		SMPLTEST	T	FINANCE	ACCTREC	0100	CLENBL
OOMPI03						ACCTREC	0100	CIALL
OOMPI03						ACCTREC	0100	CIALL
PAGING	COPY		SMPLPROD	P	FINANCE	ACCTREC	0100	*NOPROC*
PDMCOB01	COBOL		SMPLPROD	P	FINANCE	ACCTREC	0101	CIINBL
SS	COBOL		SMPLTEST	T	FINANCE	ACCTREC	0100	CLENBL
SSSS	JAVA		SMPLTEST	T	FINANCE	ACCTPAY	0101	*NOPROC*
SSSS	JAVA		SMPLPROD	P	FINANCE	ACCTPAY	0100	*NOPROC*
STOPRUN	COPY		SMPLPROD	P	FINANCE	ACCTREC	0100	*NOPROC*
TARMA05A	COBOL		SMPLTEST	Q	FINANCE	LR	0100	CIINBL
TESTEAR	EAR		SMPLTEST	Q	FINANCE	ACCTREC	0100	*NOPROC*
TESTPGM	JAVA		SMPLTEST	T	FINANCE	ACCTREC	0101	*NOPROC*
TESTPGM	JAVA		SMPLPROD	P	FINANCE	ACCTREC	0100	*NOPROC*
TITLE1	COPY		SMPLPROD	P	FINANCE	ACCTREC	0100	*NOPROC*
TITLE2	COPY		SMPLPROD	P	FINANCE	ACCTREC	0100	*NOPROC*
3TITLE	COPY		SMPLPROD	P	FINANCE	ACCTREC	0100	*NOPROC*
4TTTIF	COPY		SMPLPROD	P	FINANCE	ACCTREC	0100	*NOPROC*

The upper-case NEWC finds a better partial match here

Demo

Master View

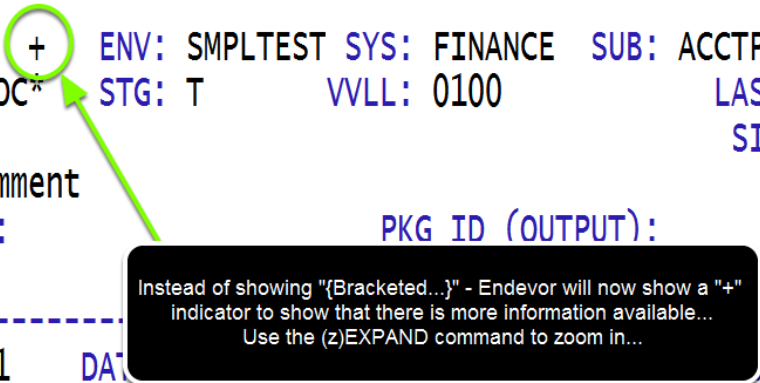
```
----- ELEMENT MASTER -----
COMMAND ==> expand (PANEL 1 OF 3)

ELM: Long Name + ENV: SMPLTEST SYS: FINANCE SUB: ACCTPAY TYPE: JAVA
PROC GRP: *NOPROC* STG: T VLL: 0100 LAST ACTION: TRANSFER
N/S: SOURCED SIGNOUT ID:
DESCRIPTION: comment
PKG ID (SOURCE): PKG ID (OUTPUT):
LOCKED FOR PKG:

-----
USERID: OCLE001 DATE/TIME: 18DEC15 10:51 CCID:
COMMENT: ACTION: TRANSFER
ACTN RC: 0000 PROCESSOR: *NOPROC* (GEN) PROC RC:

----- CURRENT SOURCE -----
USERID: OCLE001 DATE/TIME: 18DEC15 10:51 CCID:
COMMENT: DELTA FMT: R
ADD/UPDATE FROM DSN: SYS15352.T105125.RA000.OCLE001.R0114888

----- GENERATE -----
USERID: OCLE001 DATE/TIME: 18DEC15 13:07 CCID:
COMMENT:
COMPONENT LIST VLL: N/A DELTA FMT:
(Press ENTER for next panel)
```



Demo

Element Master allows Expand

----- ELEMENT MASTER -----

COMMAND ==> EXPAND (PANEL 1 OF 3)

ELM: Long Name + ENV: SMPLTEST SYS: FINANCE SUB: ACCTPAY TYPE: JAVA
PROC GRP: *NOPROC* STG: T VLL: 0100 LAST ACTION: TRANSFER
N/S: SOURCED
DESCRIPTION: comment
PKG ID (SOURCE):

The "Expanded view" pops up in a window that can be positioned using the WINDOW command or by selecting the border and pressing ENTER...

PKG ID (OUTPUT):
ENTEN255+0

Command ==> [] Line 1 of 4
Scroll ==> PAGE

Long Name Java With Spaces that just goes on and on without ever seeming to need to stop but with spaces all mixed in willy nilly until you just get tired of all this continuous junk

Demo


Browse Mode FlowerBox...


```
File Edit Edit_Settings Menu Utilities Compilers Test Help
VIEW      OCLE001.#####.S1.EDE25.JAVA      columns 00001 00072
Command ==> █      scroll ==> CSR
***** Top of Data *****
000001 1*****
000002 *****
000003 **
000004 ** ELEMENT BROWSE                                08APR16 1
000005 **
000006 ** ENVIRONMENT: SMPLTEST SYSTEM: FINANCE SUBSYSTEM: ACCTPA
000007 ** TYPE: JAVA STAGE ID: T
000008 ** ELEMENT: Long Name Java With Spaces that just goes on and o
000009 **                without ever seeming to need to stop but with spa
000010 **                es all mixed in willy nilly until you just get tir
000011 **                d of all this continious junk
000012 **
000013 **                                DELTA TYPE: REVERS
000014 **
000015 1*****
000016 *****
000017
000018 ----- SOURCE LEVEL INFORMATION -----
000019
```

Browse mode Flower-Box(s) now expand to show the FULL name

Demo

Listing Banner - now upper-cased

```
File Edit Edit_Settings Menu Utilities Compilers Test Help
VIEW      OCLE001.APCSAMP#.S1.EDE25.LISTLIB      columns 00001 00072
Command ==>  scroll ==> CSR
***** Top of Data *****
000001 1 *****
000002 *****
000003 **
000004 **      AAAAAAAAAA  P P P P P P P P P P  C C C C C C C C C C  S S S S S S S S S S  A A A A A A A A A A
000005 **      A A A A A A A A A A A A  P P P P P P P P P P P P  C C C C C C C C C C C C  S S S S S S S S S S S S  A A A A A A A A A A
000006 **      A A      A A  P P      P P  C C      C C  S S      S S  A A
000007 **      A A      A A  P P      P P  C C      C C  S S      S S  A A
000008 **      A A      A A  P P      P P  C C      C C  S S S      S S  A A
000009 **      A A A A A A A A A A A A  P P P P P P P P P P P P  C C      C C  S S S S S S S S S S  A A A A A A A A A A
000010 **      A A A A A A A A A A A A  P P P P P P P P P P P P  C C      C C  S S S S S S S S S S  A A A A A A A A A A
000011 **      A A      A A  P P      C C      C C  S S S      S S  A A
000012 **      A A      A A  P P      C C      C C  S S      S S  A A
000013 **      A A      A A  P P      C C      C C  S S      S S  A A
000014 **      A A      A A  P P      C C C C C C C C C C C C  S S S S S S S S S S S S  A A
000015 **      A A      A A  P P      C C C C C C C C C C C C  S S S S S S S S S S S S  A A
000016 **
000017 *****
000018 *****
000019 -
```



Element Name is uppercased in banner pages

Demo

Transfer Take #42

----- TRANSFER ELEMENTS ----- UPDATE CANCELLED
OPTION ==> **ao** SCROLL ==> **CSR**

DIALOG OPTIONS: ELEMENT DISPLAY OPTIONS:
T - Transfer element S - Summary B - Browse H - History
AO - Element action options M - Master C - Changes
blank - Element list
Help - More information

CCID ==> **R089290** COMMENT ==> **Transfer**

FROM LOCATION: TO LOCATION: LIST OPTIONS:
ENVIRONMENT ==> **SMPLTEST** ==> **SMPLPROD** DISPLAY LIST ==> **Y (Y/N)**
SYSTEM ==> **FINANCE** ==> APPLY LIST FILTERS ==> **N (Y/N)**
SUBSYSTEM ==> **ACCTREC** ==> BUILD USING MAP ==> **Y (Y/N)**
TYPE ==> **COPY** ==> **COPY**
STAGE ==> **T** ==> **P**

FROM ELEMENT ==> **From Element Any case** +
CASE-SENSITIVE ==> **N (Y/N)**

TO ELEMENT ==> **From Element But will BE UPPERCASED** +
MIXED-CASE ==> **N (Y/N)**

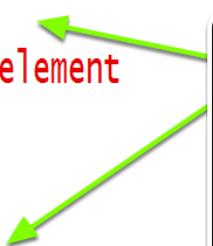
Action Options moved to a sub-panel (like QuickEdit) to make room for two long Element name fields

Uppercase the TO ELEMENT name?

Demo

Action Options

```
----- TRANSFER ACTION OPTIONS -----  
OPTION ==>  
  
ACTION OPTIONS:  
CCID      ==> R089290  
COMMENT   ==> Transfer to rename a long element  
DELETE 'FROM' ELM ==> N (Y/N)  
GENERATE ELEMENT ==> Y (Y/N)  
OVERRIDE SIGNOUT ==> N (Y/N)  
PROCESSOR GROUP ==>  
SYNC      ==> N (Y/N)  
WITH HISTORY ==> N (Y/N)  
RETAIN SIGNOUT ==> N (Y/N)  
SIGNOUT TO ==>
```



CCID and Comment field echoed from prior panel.

Note: Some Action options are not available here but can be specified by editing the generated SCL. e.g. NEW VERsion, IGNore generate failed, BYPass DELeTe Processor, and SIGNIn

MAKE THE NECESSARY CHANGES AND PRESS ENTER TO CONTINUE, END TO CANCEL

Demo

T and TN line commands

TRANSFER ----- ELEMENT SELECTION LIST -----
COMMAND ==> SCROLL ==> CSR

ADDITIONAL LINE COMMANDS:

XE - Display full element name TN - Transfer to newname

MORE==>

ELEMENT	MESSAGE	TYPE	NS	ENVIRON	S	SYSTEM	SUBSYSTEM
A		COBOL		SMPLTEST	T	FINANCE	ACCTREC
T AB		COBOL		SMPLTEST	T	FINANCE	ACCTREC
ABC		COBOL		SMPLTEST	T	FINANCE	ACCTREC
TN AN ELEMENT WITH S +		JAVA		SMPLTEST	T	FINANCE	ACCTREC
ANOTHER ELEMENT W +		JAVA		SMPLTEST	T	FINANCE	ACCTREC
EDB2COB		COBOL		SMPLTEST	T	FINANCE	ACCTREC
EDB2COB		COBOL		SMPLTEST	T	FINANCE	ACCTREC
FARCOB01		COBOL		SMPLTEST	T	FINANCE	ACCTREC
FARCOB01		COBOL		SMPLPROD	P	FINANCE	ACCTREC
FARINCL		COPY		SMPLTEST	T	FINANCE	ACCTREC

Use TN line command to pop-up a panel where
you can overwrite the target element name
(or force it to upper case)

ENTER "TO" ELEMENT NAME

FROM ELEMENT:
AN ELEMENT WITH SPACES

+

TO ELEMENT:
=> AN ELEMENT WITH SPACES
=>

MIXED-CASED ==> N (Y/N)

Prototype

What's on the backlog? We want your input...

WideScreen

- What is WideScreen

- Model 2,3,4 (All Narrow 80 bytes wide)
- Model 5 (first WideScreen 132x27)
- IBM Dynamic: e.g. 122x44 160x62




- Why?

- Use all of the screen real-estate
- Custom views to match your needs
- Point-n-click ease of user and discoverability
- Pre-requisite for later features


WideScreen Settings

- Customizing WideScreen
- Left & Right
(Primary & Alternate Views)
- Why?
 - Site controlled default layout
 - Configurable by end user
 - Easy to find/see what you need



LongName


- Support LongName in ISPF
- Why?
 - Single (familiar) interface
 - Do everything without changing mode
 - Don't need CMEW or Eclipse



Long Name Support...

Extra Data Columns


- Show more fields in selection lists
 - Date and Time of Move, Update, Generate...
 - Comment and CCID info
 - Package Info, including backout Status
- Why?
 - Build custom views with the data you need
 - Enable ESort, EOnly, EFind, etc.



Additional Data Columns

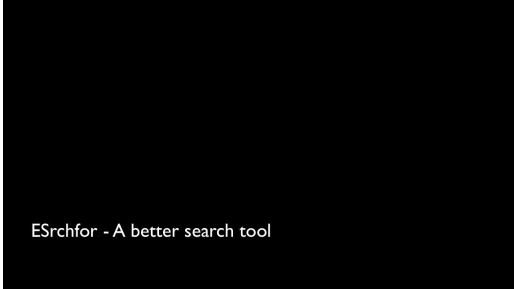
User Extension Points

- Allow Site Specific Customisation
 - Primary *and* Line commands...
 - Difference tool, User Data, Alter Select/UnSelect, Dump...
- Why?
 - You can't wait for CA to build everything
 - You have “special needs”
 - Provide seamless customization that doesn't get overridden with every PTF



A Better Search Tool

- Search directly from Selection list
 - Search Source, or listings, or...
 - See results in *Found* column
 - Extended Search option for multiple strings, column limits etc.
- Why?
 - Support for Code Reuse
 - Validate consistent usage of macros, Copybooks, etc.
 - Speed up problem determination

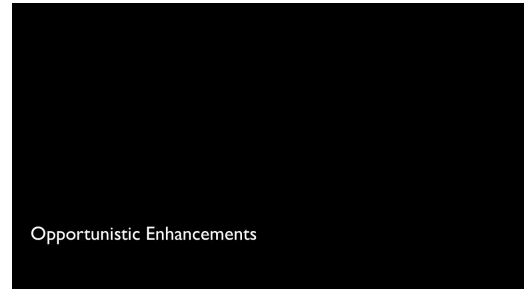


ESrchfor - A better search tool

Opportunistic Enhancements

What else can we do while the patient is open?

- Action Bar support – Quick Jump facility
 - CCID & Comment Pop-up
 - Signout Override
- Multi-Mask Element names
 - Create mini-, on the fly projects
- More User Extensions
 - Display edit: User Data or Alter interface for V17 or later
- More options at action initiation/confirmation time
 - Submit, Save, Append, Foreground or Package
 - Symbol support in Job Cards
- Scrollable screens – Split and scroll support



Opportunistic Enhancements

/contd.

- SnapMon – Endeavor Activity tool for Admins
- Edit Line-Cmd Table Support (community request)
- COMPELM to invoke ISPF compare from QuickEdit
- CopyBook Expand
- EFind & EDups element filters
- Backlog
 - Notify/Quiesce/Cancel users for maintenance
 - Add from DS/USS in Q/E

Summary

- WideScreen – Pre-Requisite for LongName and extra columns
- LongName – Support development; Mobile to Mainframe
- User Extension Points – Open Endeavor
- ESrchfor - A Better Search Tool
- Opportunistic Enhancements
 - ActionBar (CCID, Comment, Signout-Override)
 - Multi-mask selection lists
 - Scrolling support for crowded screens
 - More options at submit time; Submit, Append, Edit, Package,...
 - Symbol support in submitted Job Cards

Feedback Time...


- What do you like?
- What do you hate?
- What did we miss?
- When do you want it???

Reminder/Score-Card

- WideScreen & ECols
- ActionBar
 - CCID/Comment/OveSigno
- Line Commands
 - View
 - Edit ASCII
 - Alter
 - Diff tool
 - User Data
 - User Commands...
- Primary Commands
 - ESrchfor
 - EFind & EDups
 - SnapMon
 - PackEle
 - CompElm (like CopyElm)
- Additional Columns
- Enhanced Summary of Levels
- Request Handling fg/bg/edit/pkg
- JobCard symbols
- Multi-Element/SubSys Selection
- Edit Line-Cmd Table Support

Enabling WideScreen Support in Your Emulator

- Change the terminal Model
 - Look for Model 5 (132x27) or...
 - IBM Dynamic (122x44, 160x62)
- Add a Logmode or modent to your logon cmd/session manager
 - LOGON APPLID(TSO) LOGMODE(D432XX3) or...
 - Modent DYNAMIC
 - Remember to exit all sessions and re-login
- Set ISPF Display mode
 - Screen Format 3=MAX





Eoin O’Cleirigh

Engineering Services Architect

Eoin.OCleirigh@ca.com



in

