

The background of the slide features a dark, textured surface with a pattern of binary code (0s and 1s) in a lighter shade. Overlaid on this are several semi-transparent, yellowish-gold hexagonal icons. These icons include a computer monitor, a group of three people, a cloud, a shield with a padlock, a Wi-Fi signal, a document with a checkmark, and a document with a magnifying glass. The central icon is a large shield with a padlock, symbolizing security and protection.

Symantec Identity Governance & Administration (IGA) Roadmap

Itamar Budin

March, 2020



Disclaimer

Copyright © 2020 Broadcom. All Rights Reserved. The term “Broadcom” refers to Broadcom Inc. and/or its subsidiaries. Broadcom, the pulse logo, Connecting everything, CA Technologies and the CA technologies logo are among the trademarks of Broadcom. All rights reserved. All trademarks, trade names, service marks and logos referenced herein belong to their respective companies.

Certain information in this publication may outline Broadcom’s general product direction. However, Broadcom may make modifications to any Broadcom product, software program, method or procedure described in this publication at any time without notice, and the development, release and timing of any features or functionality described in this publication remain at Broadcom’s sole discretion. Broadcom will support only the referenced products in accordance with (i) the documentation and specifications provided with the referenced product, and (ii) Broadcom’s then-current maintenance and support policy for the referenced product. Notwithstanding anything in this publication to the contrary, this publication shall not: (i) constitute product documentation or specifications under any existing or future written license agreement or services agreement relating to any Broadcom software product, or be subject to any warranty set forth in any such written agreement; (ii) serve to affect the rights and/or obligations of Broadcom or its licensees under any existing or future written license agreement or services agreement relating to any Broadcom software product; or (iii) serve to amend any product documentation or specifications for any Broadcom software product. This document is for your informational purposes only and Broadcom assumes no responsibility for the accuracy or completeness of the information contained herein. To the extent permitted by applicable law, Broadcom provides this document “as is” without warranty of any kind, including, without limitation, any implied warranties of merchantability, fitness for a particular purpose, or noninfringement. In no event will Broadcom be liable for any loss or damage, direct or indirect, from the use of this document, including, without limitation, lost profits, business interruption, goodwill or lost data, even if Broadcom is expressly advised in advance of the possibility of such damages.

Symantec Approach

Easy to use, maintain, and adopt



Shopping Cart Experience

Users can browse and easily find entitlements



Entitlement Catalog

Describes the entitlements so you know what you are getting



Context Advice Tools

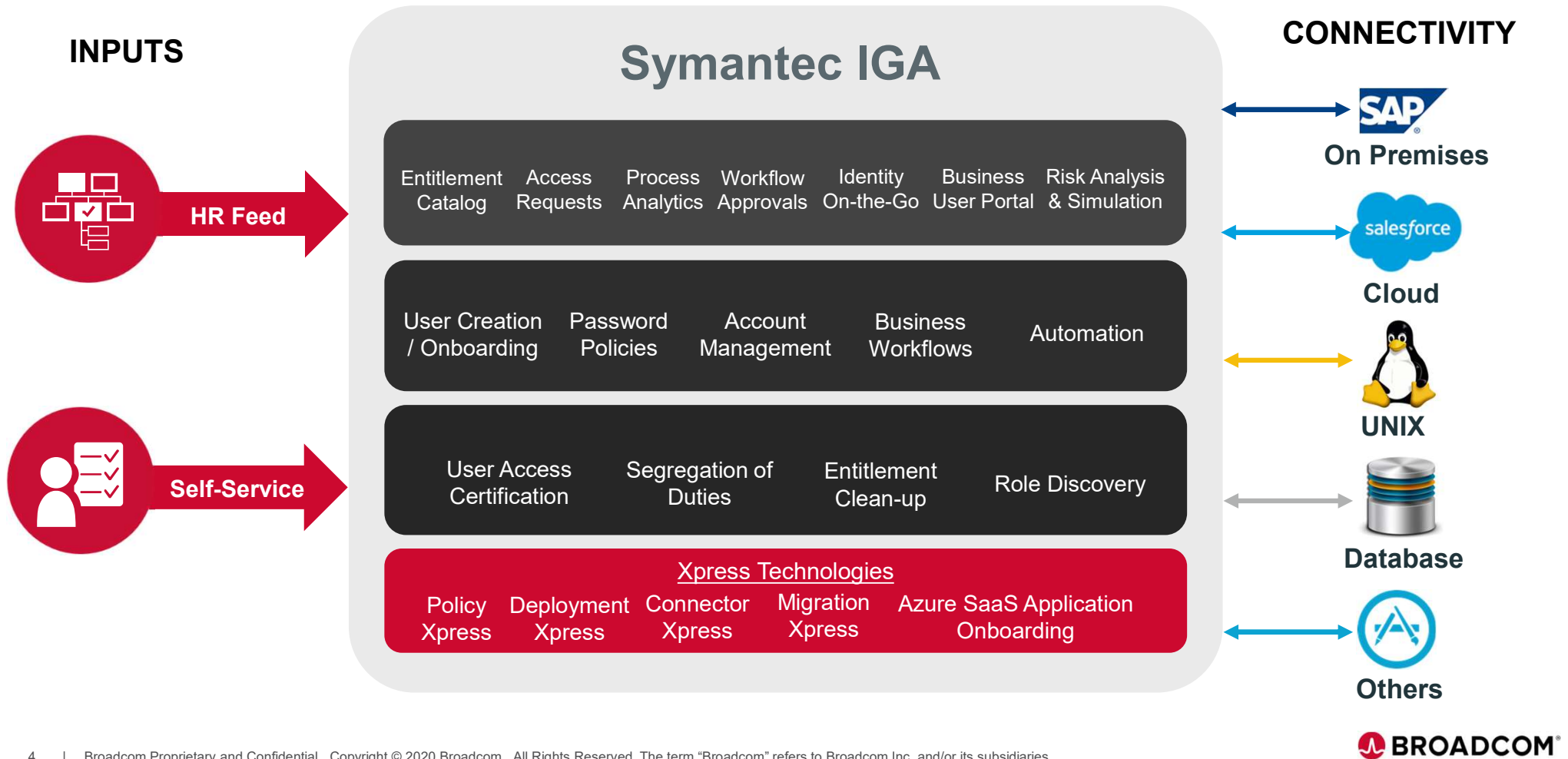
Helps you understand how to interpret the information



Virtual Appliance

Makes the installation and deployment fast – minutes not days

Symantec IGA Integrated Solution



One Stop Shop for all Identity Services

Everything the business user needs in one place



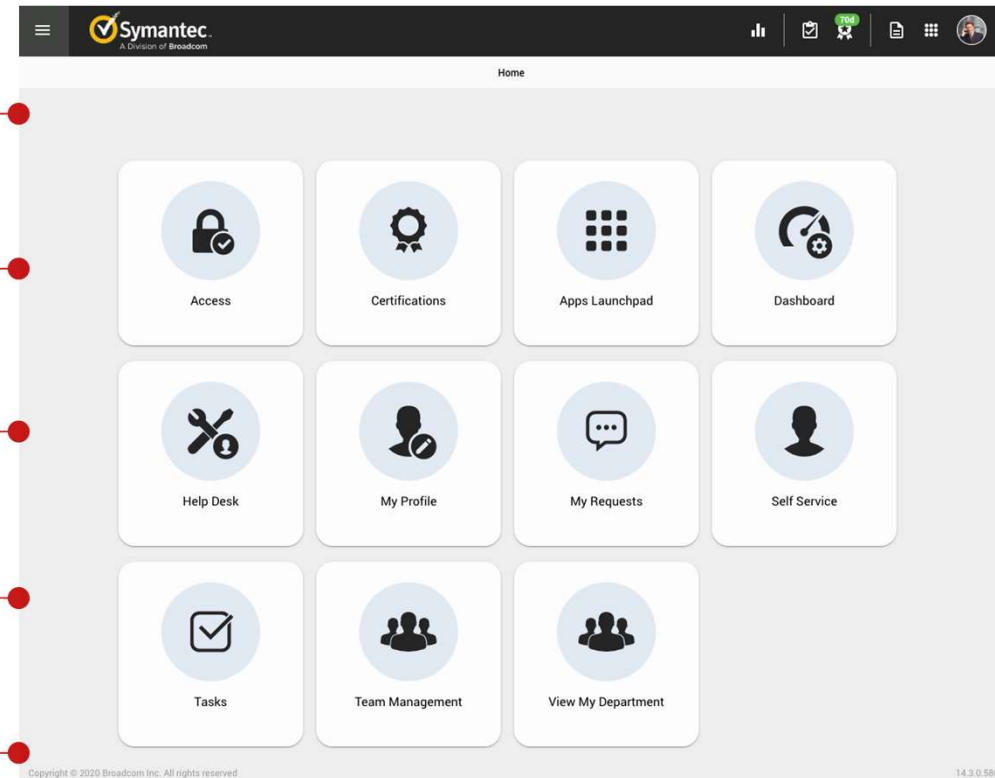
User Life Cycle Identity Management

Identity Governance Access Certification

Multi-factor Advanced Authentication

Single Sign-On

Privileged Access Governance



Access Request

Shopping cart experience for acquiring access

- Easy-to-use access request process through an intuitive shopping cart experience
- Conveniently request roles and entitlements from a business entitlement catalog
- Advice tools such as real-time context-based access recommendations
- All requests can be checked for segregation of duties compliance



Access

Selected user:  Jeff Andrews

Current Applications Endpoints Roles Similar Users Favorites

Search

Privileged Accounts

- PAM Access
- Server Administration

Sales

- US Sales
- EMEA Sales

Workplace

- Data Archiving
- MiniApps

Procurement

- Authorization
- Records Management

Financial Assets

- Investments
- Finance
- Tax
- Auditing

Business catalog

Risk bar



Investments

Investments - Investor Relations

Investments - Funds Management

Investments - Risk Management

Please enter your registered license number to be authorized.

* Registered License


* = Required field

Recommendations

Recommended for you

Database Tools

Find out why



Shopping cart

Cart

+ Added

Demo application - Demo user access


Databases - DB2 Admin

PAM Access - PAM Standard Access

Finance - Accounts Payable

Investments - Investments - Risk Management

Travel and Expenses - Expense Submit



Total: 6 Items (Clear)

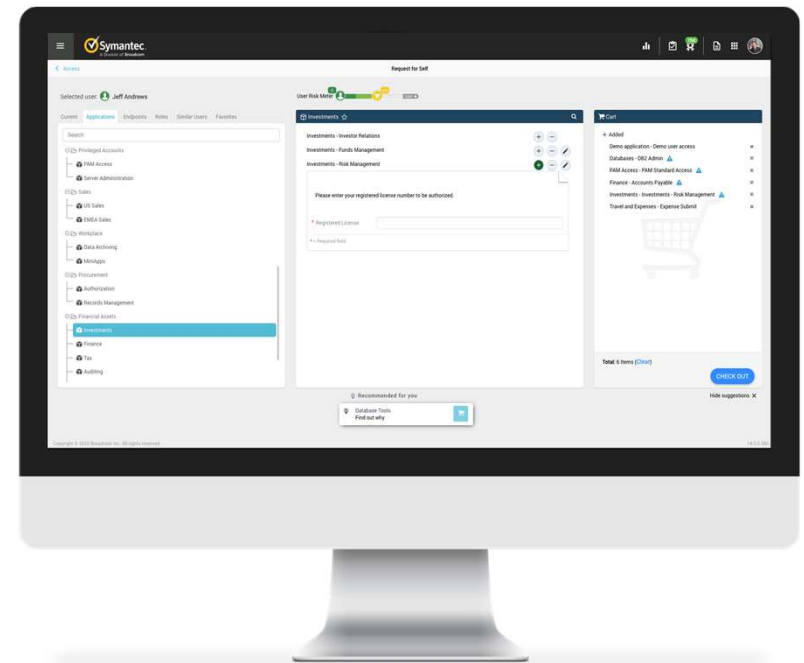
CHECK OUT

Hide suggestions X

Risk Analyzer & Simulator

Context-based, real-time risk analyzer

- Advanced, robust rules engine that calculates user risk score in real-time
 - Calculates and displays risk scores and alerts whenever a risky user is detected
 - Updates risk scores continually based on changes to user privileges, user attributes and other contextual factors
 - Simulates user risk score changes in the context of access requests



Certification Campaigns

Certify user access in a friendly efficient way

- Simplifies and centralizes all necessary compliance activities in one place
- Business entitlements catalog simplifies certifications
- Risk analysis highlights risky access to:
 - Enable real-time remediation
 - Improve policy enforcement
 - Simplify regulatory compliance
- Easily customizable for the needs of each role/user



Automated Provisioning and De-Provisioning

Large set of connectors to manage identities across the organization

- Wizard-based on-boarding of new users such as employees, business partners and contractors
 - Including self-registration
- Manages identities, roles, and policies across on-prem and cloud applications
- Customizable workflows support the unique way each organization approves and schedules these activities
- Broad set of connectors to target systems



Certification Campaigns Dashboard
For Compliance Managers

Certification Campaigns

Active Campaigns

Campaign History

Managed Campaigns

Share my work

Campaign Name Progress (%) ↑

Q1 User Access Review

81.7

Progress by campaign

Overall Progress

81.7%

Q1 User Access Review

71 days left

11 Reviewers



0

Reviewers Not Started



4

Reviewers In Progress



7

Reviewers Completed

Progress summary

Reviewer name	Progress	Completed/Total	Notify
Rita Jones (jonri01)	<div><div></div></div>	11/19	
Tony Belli (belto01)	<div><div></div></div>	46/50	
Michael Allen (allmi01)	<div><div></div></div>	2/35	
Cory McCullough (mccco01)	<div><div></div></div>	12/12	
Sally Brown (brosa01)	<div><div></div></div>	67/67	
Jeff Andrews (andje01)	<div><div></div></div>	73/88	
Pauline Merrow (merpa01)	<div><div></div></div>	27/27	
William Titus (titwi01)	<div><div></div></div>	3/3	
Alex Smith (smial01)	<div><div></div></div>	16/16	

Progress by certifier

Select all

Notify selected

Progress bar

Certify 15

Approve

Consult

Detailed information

73/88

C

Table of contents

Personalized view

 SAVE

Identity Analytics

Empowering the business to achieve operation excellence with real-time analytics

- Operation Excellence Console for Managers
- Centralized dashboard providing a unique view of all identity lifecycle processes
- Allows managers to analyze processes and drill down into potential problems and remediate them
- Improves efficiency and productivity of the enterprise
- SLA statistics give project sponsors business justification for project ROI



Analytics

Database Tools

+ Add



02/02/2020



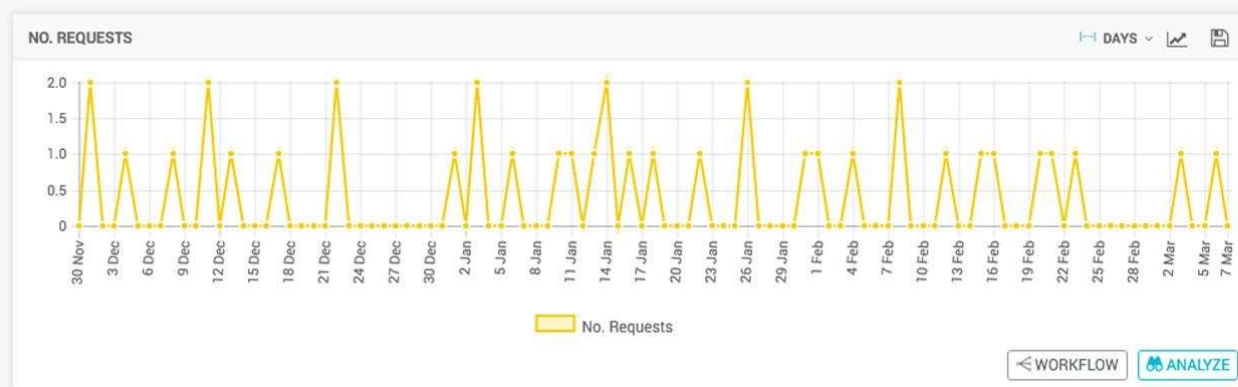
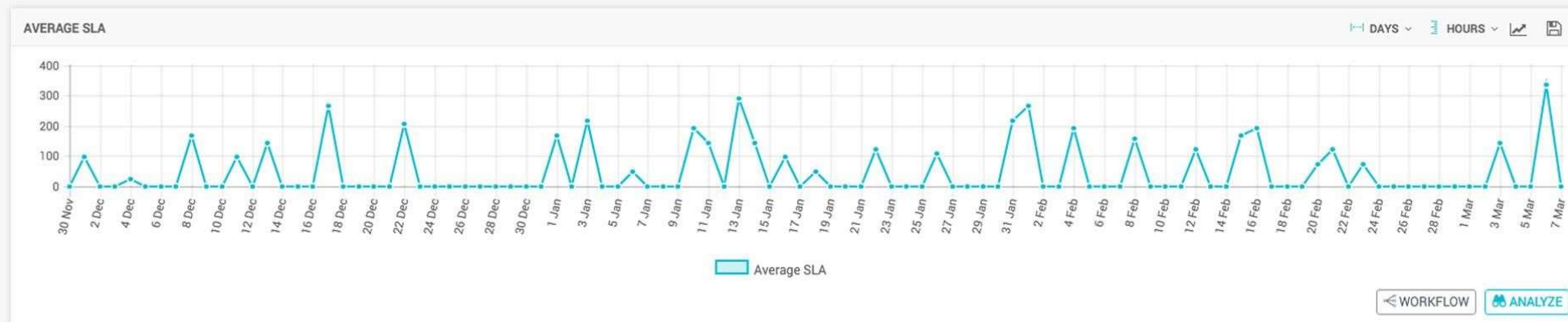
03/03/2020

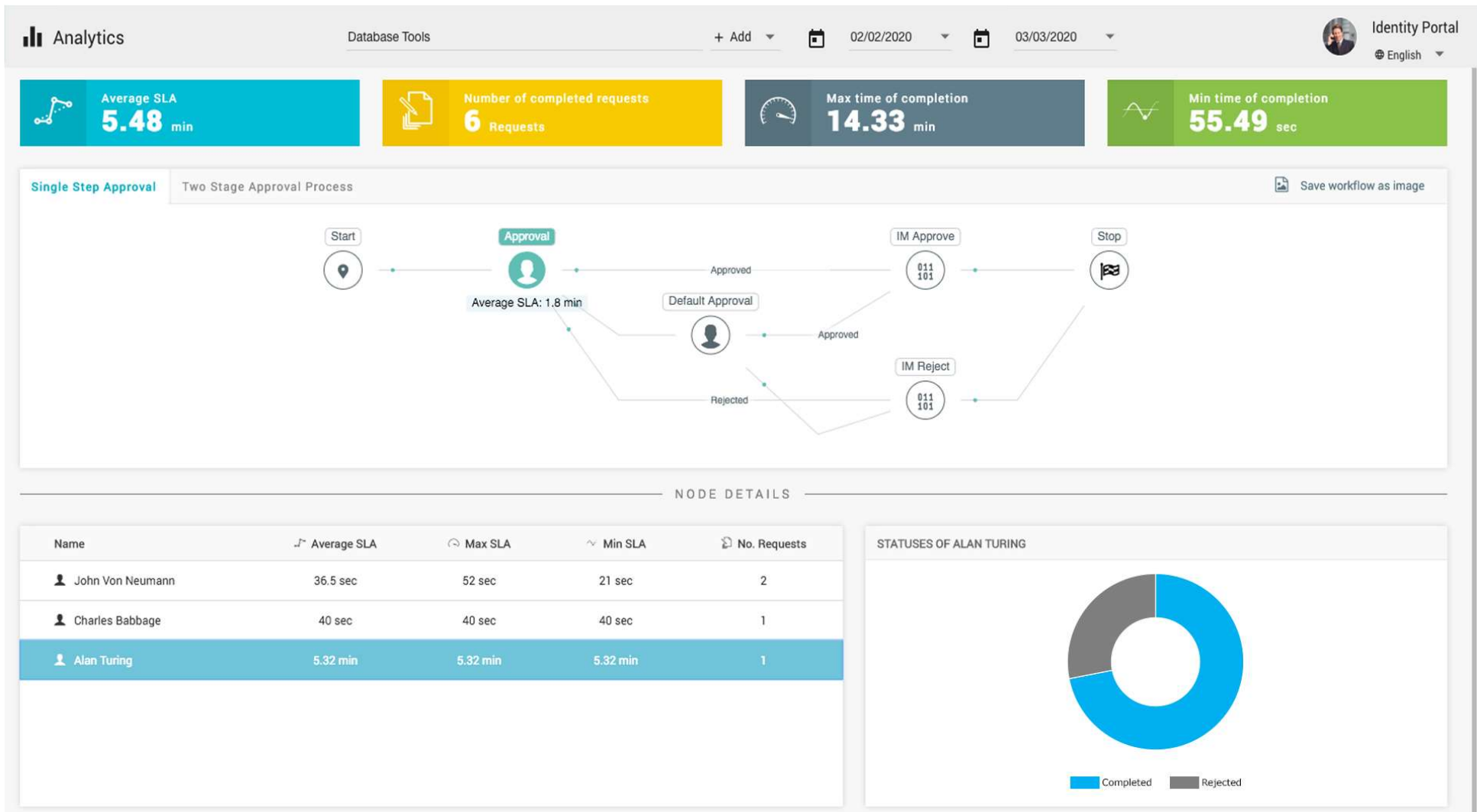


Identity Portal

English

Sub processes







PROCESS BY CATEGORIES

DEPARTMENT REQUESTED

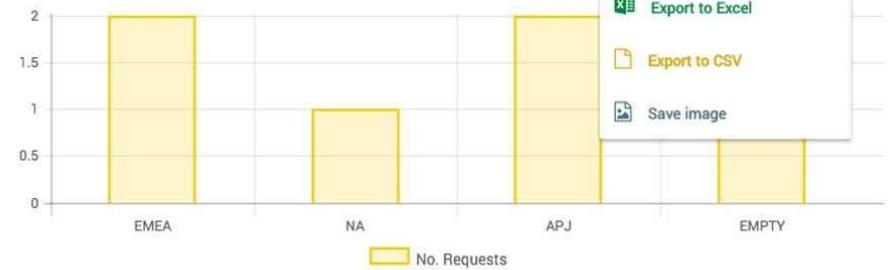
HOURS



SLA Requests Table SLA over time

WORKFLOW

REGION REQUESTED



SLA Requests Table SLA over time

WORKFLOW

REQUESTED CITY

HOURS

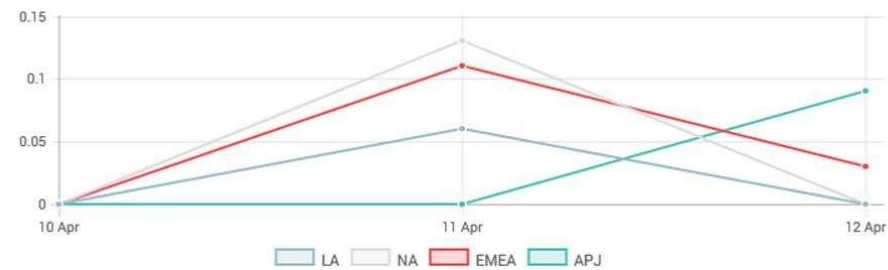
Requested City	Average SLA	No. Requests
Gaza	0.1	3
Gondolin	0.06	1
Minas Tirith	0.09	1
Reykjavik	0.11	1

SLA Requests Table SLA over time

WORKFLOW

REQUESTEE'S REGION

DAYS

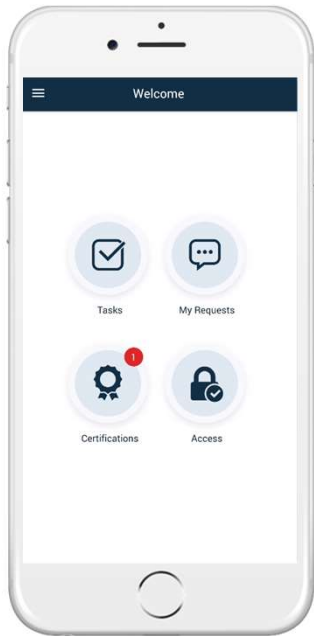


SLA Requests Table SLA over time

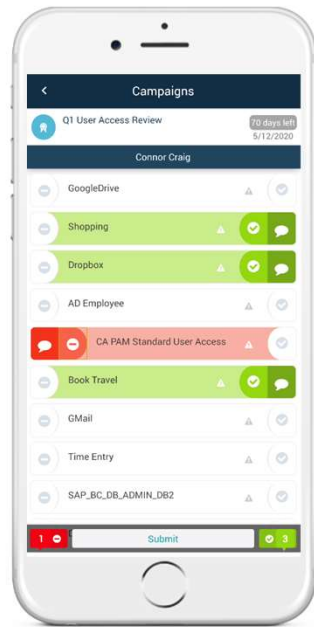
WORKFLOW

Identity On-The-Go

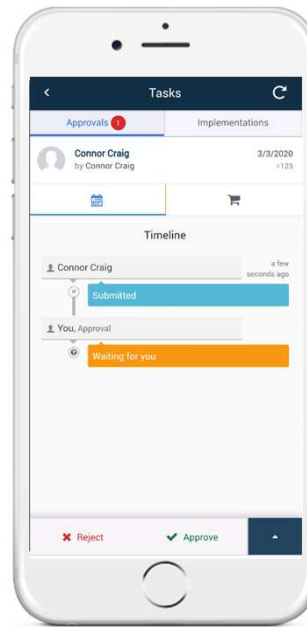
The most comprehensive mobile application on the market




Branding



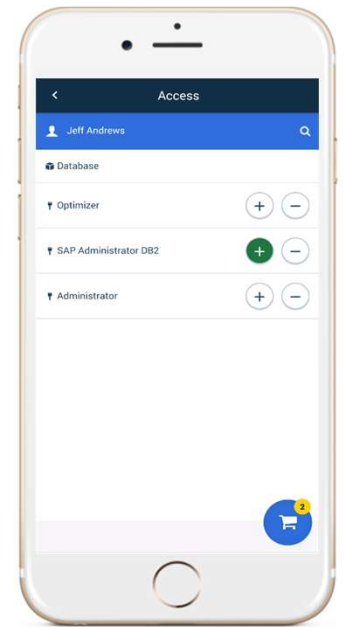
Certification campaigns



Request approval



Password management

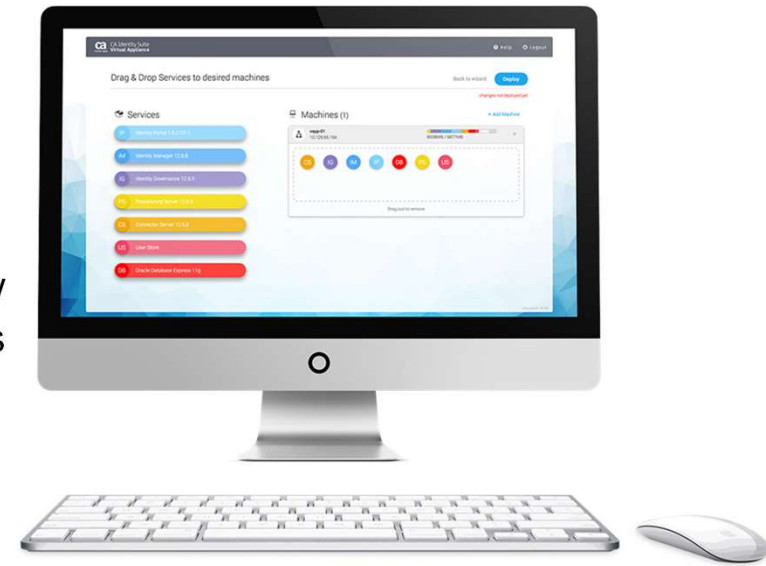


Perform access requests

Rapid Deployment with Virtual Appliance

Simplified & fast deployment of Layer7 Identity Suite

- No installer. No scripts. No training.
- Pre-integrated, high availability environment in a couple of clicks
- Pre-defined recommendations for production deployments
- Up and running in minutes!
- **Available now on Azure** as well as AWS EC2 and OVA
- Benefits:
 - **Lower** License Costs: We provided OS, application server, directory
 - **Lower** Services Costs: No installer and simplified patches/upgrades
 - **Lower** DevOps Costs: Built-in centralized monitoring and Logging



Please select the configuration type you wish to deploy

This Wizard will help you get started and set up a running environment in minutes. Lets get started

Deployment Type Selection

Demo



For demonstrating the
Identity Suite features and
capabilities

Sandbox / Custom



To quickly develop and
prototype Identity
Management solutions and
USE CASES

Non Production



For lower customer
environments like QA or
Development environments

Production



For production and pre-
production (Staging)
environments

You are currently connected to 172.17.17.3 (vapp). This is an unconfigured node.
In case you wish to add this machine to an existing Virtual Appliance solution, close your browser and connect to a previously configured machine in order to proceed.

Version 14.3.0

Drag & Drop Services to desired machines

Back to wizard

Deploy

changes not deployed yet

Ability to deploy an entire cluster

Services

- IP Identity Portal
- IM Identity Manager
- IG Identity Governance
- PS Provisioning Server
- CS Connector Server
- US User Store
- DB Oracle Database Express 11g
- CL Central Log Server

Machines (1)

+ Add Machine

vapp 172.17.17.3 9144MB / 11895MB

CS IG IM IP DB PS US

Drag out to remove

Project resource allocation

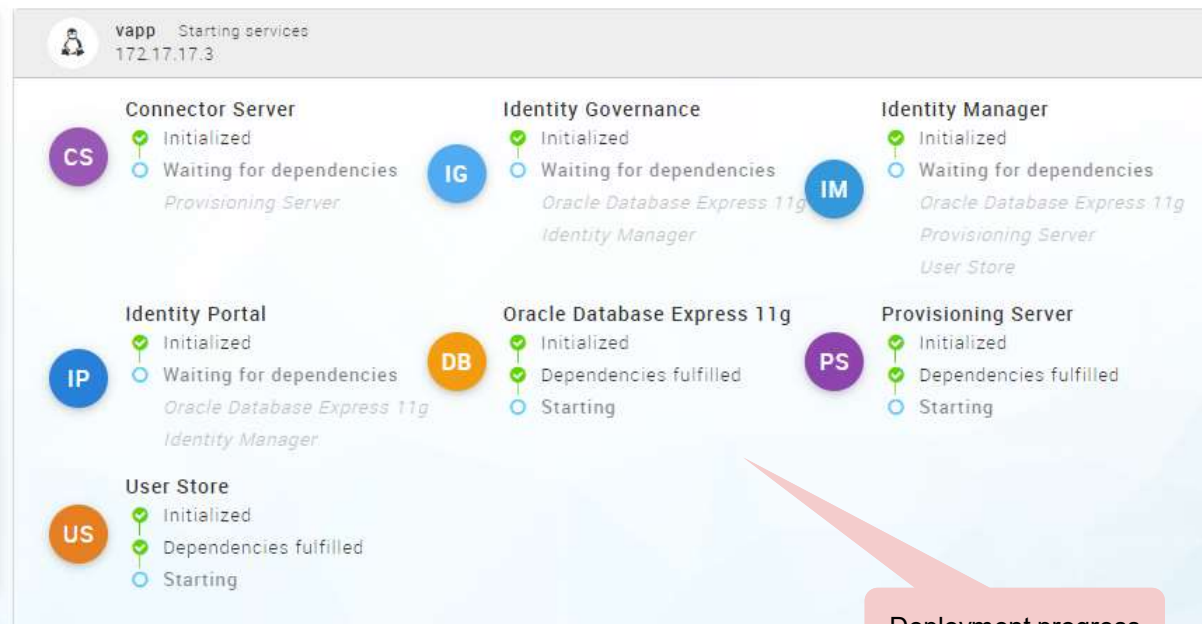
Best Practice Recommendations

Architecture Optimization
via Drag & Drop

Deploying solution

Still working ..

- ✓ Generating and distributing public SSH key
- ✓ Synchronizing cluster configurations
- ✓ Initializing services
- ✓ Updating post-initialization, Cluster and High-availability configurations
- 5 Starting services
- 6 Finalizing installation



Deploying solution

- ✓ Generating and distributing public SSH key
- ✓ Synchronizing cluster configurations
- ✓ Initializing services
- ✓ Updating post-initialization, Cluster and High-availability configurations
- ✓ Starting services
- ✓ Finalizing installation



Deployment completed in 16 minutes

IP

- ✓ Initialized
- ✓ Dependencies fulfilled
- Starting

User Store

US

- ✓ Initialized
- ✓ Dependencies fulfilled
- ✓ Started

DB

- ✓ Initialized
- ✓ Dependencies fulfilled
- ✓ Started

PS

- ✓ Initialized
- ✓ Dependencies fulfilled
- ✓ Started

Identity Manager

- ✓ Initialized
- ✓ Dependencies fulfilled
- ✓ Started

Provisioning Server

- ✓ Initialized
- ✓ Dependencies fulfilled
- ✓ Started

Servers (1)

Last updated a minute ago | [Refresh](#)



vapp
172.17.17.3

7872MB / 11895MB



Connector Server
Management console

✓ Service is running properly
[more details](#)



Identity Governance
Management console

✓ [OK] WildFly (IG) is running (pid 118476), port 8082
✓ [OK] IG is running
✓ [OK] Java heap size used by Identity Governance: 1244MB/1512MB (82%)
[less](#)



Identity Manager
Management console | User console

✓ [OK] WildFly (IDM) is running (pid 104718), port 8080
✓ [OK] IDM environment is started
✓ [OK] idm-userstore-router-caim-srv-01 started
✓ [OK] Java heap size used by Identity Manager: 524MB/2048MB (25%)
[less](#)



Identity Portal
Management console | User console

✓ [OK] WildFly (Portal) is running (pid 116321), port 8081
✓ [OK] Identity Portal Admin UI is available
✓ [OK] Identity Portal User Console is available
✓ [OK] Java heap size used by Identity Portal: 751MB/1512MB (49%)
[less](#)



Oracle Database Express 11g

✓ Service is running properly
[more details](#)



Provisioning Server

✓ [OK] im_ps is running
✓ [OK] co file usage: 1MB/250MB (0%)
✓ [OK] inc file usage: 1MB/250MB (0%)
✓ [OK] main file usage: 9MB/250MB (3%)
✓ [OK] notify file usage: 21MB/250MB (8%)
✓ [OK] All DSAs are started
[less](#)



User Store

✓ Service is running properly
[more details](#)

Centralized Monitoring and Logging

Migration Xpress

Bring our existing customers to the latest release deployed on a virtual appliance

- Reduce time and errors that would be expected from manually performing the migration.
- Automated, wizard based, migration process
- Intuitive and clear step by step process
- Recommendations and best practices built-in
- Smart advice tools for knowledgeable decisions
- Includes migration of:
 - User store
 - Environment
 - Provisioning store



Migration Xpress

Example: Wizard based process with recommendations

The screenshot shows the 'Introduction' page of the 'CA Identity Suite Migration Xpress Tool'. The top navigation bar includes the 'ca Identity Suite Migration Xpress' logo, a blue 'Introduction' button with a pencil icon, 'Setup', 'Mapping', and a 'RESET' button with a crossed-out icon. A 'Setup >' link is visible in the top right corner of the main content area. The main content area has a light green background with a subtle pattern. It features the title 'Welcome to CA Identity Suite Migration Xpress Tool' followed by a paragraph explaining the tool's purpose: 'The Migration Xpress tool set is a collection of tools and process to assist in the process of migrating a server based CA Identity Suite deployment the CA Identity Suite Virtual Appliance. In the following steps we will assist you in mapping the attributes of your existing user store to the ones in the Virtual Appliance platform and in selecting the required environment components to be migrated. The results of the mapping will be used to build the Virtual Appliance platform and migrate the existing user and provisioning store.' Below this is a note: 'Please review the Success Criteria, Coverage and Prerequisites sections of the the migration guide prior to processing.' and a link: 'For more information contact CA at support.ca.com'. A blue 'GO TO SETUP' button is located at the bottom right of the main content area. The footer contains 'Copyright © 2018 CA. All rights reserved' on the left and '14.3.0.67' on the right.

ca Identity Suite Migration Xpress

Introduction Setup Mapping RESET

Setup >

Welcome to CA Identity Suite Migration Xpress Tool

The Migration Xpress tool set is a collection of tools and process to assist in the process of migrating a server based CA Identity Suite deployment the CA Identity Suite Virtual Appliance. In the following steps we will assist you in mapping the attributes of your existing user store to the ones in the Virtual Appliance platform and in selecting the required environment components to be migrated. The results of the mapping will be used to build the Virtual Appliance platform and migrate the existing user and provisioning store.

Please review the Success Criteria, Coverage and Prerequisites sections of the the migration guide prior to processing.

For more information contact CA at support.ca.com

GO TO SETUP

Copyright © 2018 CA. All rights reserved 14.3.0.67

Migration Xpress

Example: Wizard based process with recommendations

The screenshot displays the 'Mapping' step of the 'CA Identity Suite Migration Xpress' wizard. The interface is divided into several sections:

- Header:** Shows the 'ca Identity Suite Migration Xpress' logo and progress indicators for 'Introduction', 'Setup', and 'Mapping' (the current step).
- Navigation:** Includes tabs for 'Setup', 'INTRODUCTION', 'ROLES & TASKS', 'USER' (selected), 'GROUP', and 'ORGANIZATION'.
- Source and Target Selection:** Two columns labeled 'SOURCE' and 'TARGET' allow users to select attributes for mapping. The 'SOURCE' column has a toggle for 'Suggested' (selected) and 'Manual'. The 'TARGET' column has a toggle for 'All' (selected) and 'Mandatory'. A search bar is present above each column.
- Attribute Lists:** The 'SOURCE' column lists attributes like 'imDisabledState', 'imExpirationDate', 'imIdentityPolicy', 'imLastCertificateDate', 'imPasswordData', 'imPasswordHint', and 'initials'. The 'TARGET' column lists corresponding attributes like 'imEnabledState', 'imExpirationDate', 'imIdentityPolicies', 'imLastCertifiedDate', 'imPasswordData', 'imPasswordQandA', and 'initials'. Blue dashed circles with a link icon indicate potential mappings between the two columns.
- User Mapped Attributes:** A section on the right titled 'USER MAPPED ATTRIBUTES' shows a progress bar and a count of '0 / 124'. It includes a search bar and a 'DOWNLOAD' button.
- Footer:** Contains copyright information: 'Copyright © 2018 CA. All rights reserved.' and the version '14.3.0.67'.

Migration Xpress

Example: Wizard based process with recommendations

The screenshot displays the 'Identity Suite Migration Xpress' application interface. At the top, a dark blue header bar contains the 'ca' logo, the text 'Identity Suite Migration Xpress', and three progress indicators: 'Introduction' (green checkmark), 'Setup' (green checkmark), and 'Mapping' (blue pencil icon). A 'RESET' button is located in the top right corner. Below the header, a navigation bar shows the current step 'Mapping' and other steps: 'Setup', 'INTRODUCTION', 'ROLES & TASKS' (active), 'USER', 'GROUP', and 'ORGANIZATION'. The main workspace is divided into three panels. The left panel, titled 'ENVIRONMENT ELEMENTS', has a search bar 'Search in Roles and Tasks' and a list of items: 'Admin Task (498)', 'Screen (625)' (expanded), 'Account Details Report Search Screen' (with a '+' icon), 'Administration Report Search Screen' (with a '+' icon), 'Approve Certify Role' (with a '+' icon), 'Approve Delete Group Profile' (with a '+' icon), 'Approve Delete Organization Profile' (with a '+' icon), and 'Approve Delete User Profile' (with a '+' icon). The middle panel, titled 'OBJECT RELATIONSHIPS', has a search bar and a table with the title 'Account Details Report Search Screen (SCREEN)'. The table has three columns: 'Object Type', 'Object Name', and 'Object Tag'. It contains one row: 'TASK', 'Account Details Report', and 'AccountDetailsReportTask'. The right panel, titled 'SELECTED ELEMENTS', has a search bar and a 'DOWNLOAD' button at the bottom right. A 'Mind Map' toggle is visible between the left and middle panels.

Identity Suite Migration Xpress

Introduction Setup Mapping RESET

Setup INTRODUCTION ROLES & TASKS USER GROUP ORGANIZATION

ENVIRONMENT ELEMENTS ADD SELECTED OBJECT RELATIONSHIPS Mind Map List SELECTED ELEMENTS REMOVE SELECTED

Search in Roles and Tasks

> ☐ Admin Task (498)

▼ ☐ Screen (625)

☐ Account Details Report Search Screen +

☐ Administration Report Search Screen +

☐ Approve Certify Role +

☐ Approve Delete Group Profile +

☐ Approve Delete Organization Profile +

☐ Approve Delete User Profile +

Account Details Report Search Screen (SCREEN)

Object Type	Object Name	Object Tag
TASK	Account Details Report	AccountDetailsReportTask

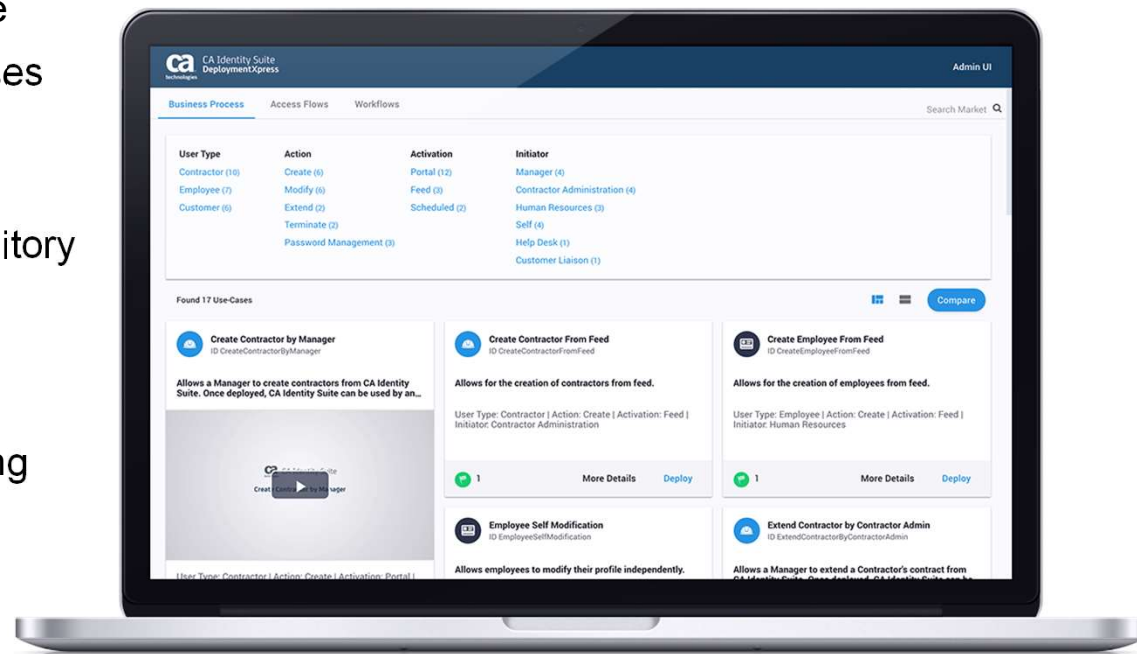
Search in Roles and Tasks

DOWNLOAD

Copyright © 2018 CA. All rights reserved. 14.3.0.67

Rapid Time to Value With Deployment Xpress

- Capabilities
 - Deploy a business process in a few clicks
 - Easy navigation via a marketplace experience
 - Proven best practice identity lifecycle processes
 - Workflows, policies, forms and all the rest... already configured for you!
 - Build your own use case templates and repository
- Benefits
 - From weeks to a few clicks!
 - Dramatically improve time-to-value by reducing deployment time
 - Use best practice use cases
 - Improved supportability



Identity Portal
Deployment Xpress

Back to Admin UI

Quick Integrations

Integration with MS Azure
New!

Deployment Market
Business Processes
Access Flows
Workflows

Search Market

User Type	Action	Activation	Initiator
Contractor (10)	Create (6)	Feed (3)	Contractor Administration (4)
Customer (6)	Extend (2)	Portal (12)	Customer Liaison (1)
Employee (7)	Modify (6)	Scheduled (2)	Help Desk (1)
	Password Management (3)		Human Resources (3)
	Terminate (2)		Manager (4)
			Self (4)

Found 17 Templates

Create Contractor by Manager
ID CreateContractorByManager

Allows managers to create contractors from CA Identity Suite. Once deployed, CA Identity Suite can be used by any...

Create Contractor from Feed
ID CreateContractorFromFeed

Allows for the creation of contractors from feed.

User Type: Contractor | Action: Create | Activation: Feed | Initiator: Contractor Administration

More Details
Deploy


Create Customer by Customer Liaison
ID CreateCustomerByCustomerLiaison

Allows a Customer Liaison to create Customer accounts from CA Identity Suite. After creation, the Customer Liaison...


Create Employee by HR
ID CreateEmployeeByHR

Allows a Human Resources team member to create

Browse the use cases marketplace

 Identity Portal
Deployment Xpress

Back to Admin UI



Quick Integrations

Integration with MS Azure New!

Deployment Market

Business Processes

Access Flows

Workflows

Search Market


Action: Create

User Type: Contractor


Activation	Initiator
Feed (1)	Contractor Administration (1)
Portal (1)	Manager (1)

Filter results and select a use case


Found 2 Templates

**Create Contractor by Manager**
ID CreateContractorByManager

Allows managers to create contractors from CA Identity Suite. Once deployed, CA Identity Suite can be used by any...



User Type: Contractor | Action: Create | Activation: Portal | Initiator: Manager

**Create Contractor from Feed**
ID CreateContractorFromFeed

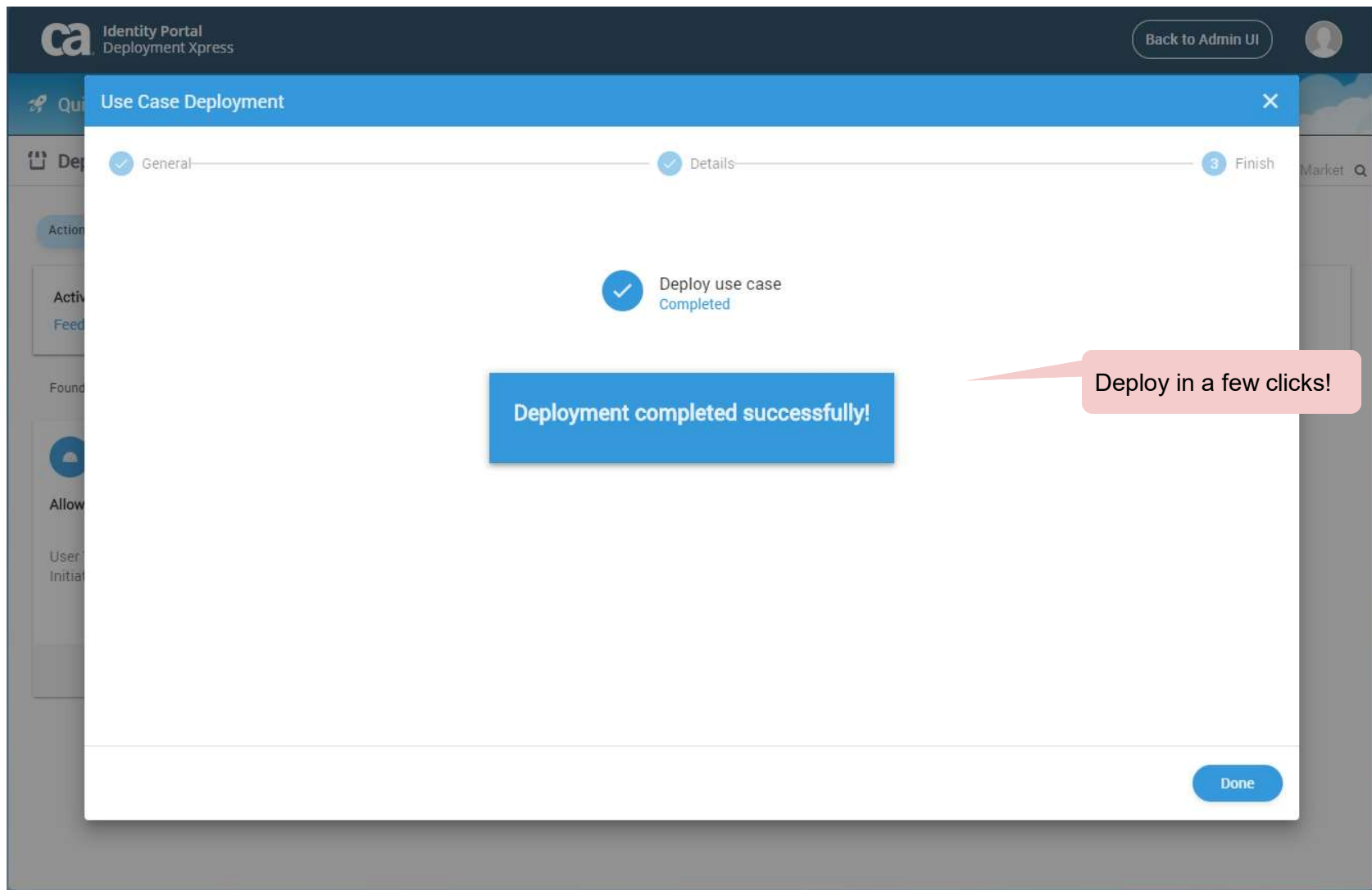
Allows for the creation of contractors from feed.

User Type: Contractor | Action: Create | Activation: Feed | Initiator: Contractor Administration

More Details

Deploy

Interactive demonstration of the use case



What are we working on?

- Identity Management
 - SCIM 2.0 support
 - Inbound API support for IDM
 - User/Groups management
 - Outbound connector upgrade
 - Native support for SAML/OICD
 - Public BETA program to start very soon, please see our communities
- Performance, Quality and Scalability improvements and benchmark
 - Establish a release cadence for Cumulative Patches (CP)
 - Identity Manager task engine optimization
 - Provisioning layer improvements
 - Identity Suite performance improvements and enhancements

Color coding:

- Delivered feature
- Work in Progress
- Backlog Item

What are we working on?

- Virtual Appliance
 - **Advance Monitoring**
- Platform Support Matrix (PSM)*
 - **JBOSS 7.2/WildFly 15**
 - **AdoptOpenJDK**
 - **SAP S4 HANA**
 - **Oracle 18c/19c**
 - **MS-SQL 2017/Always on**
 - **RHEL 8.0**
 - **CA PAM SC 14.1**
 - **Windows 2019 server family**
 - **CA Directory 14.1**
 - **CABI 7.1.1**

*Some certifications are back-ported to existing versions

Color coding:

- **Delivered feature**
- **Work in Progress**
- **Backlog Item**

What are we working on?

- Identity Manager
 - Native certification capability
 - 508/WCAG 2.0 certification
- Identity Portal
 - Forgotten username
 - Forgotten password via SMS
 - View additional information about the user and resources in mobile view
 - Identity Manager Native certification capability
 - 508/WCAG 2.0 certification
 - Organization Object management

Color coding:

- **Delivered feature**
- **Work in Progress**
- **Backlog Item**

Industry Trends - The need for next-gen IGA

Certification Fatigue and complex user experiences are driving the need for AI-based, streamlined interfaces

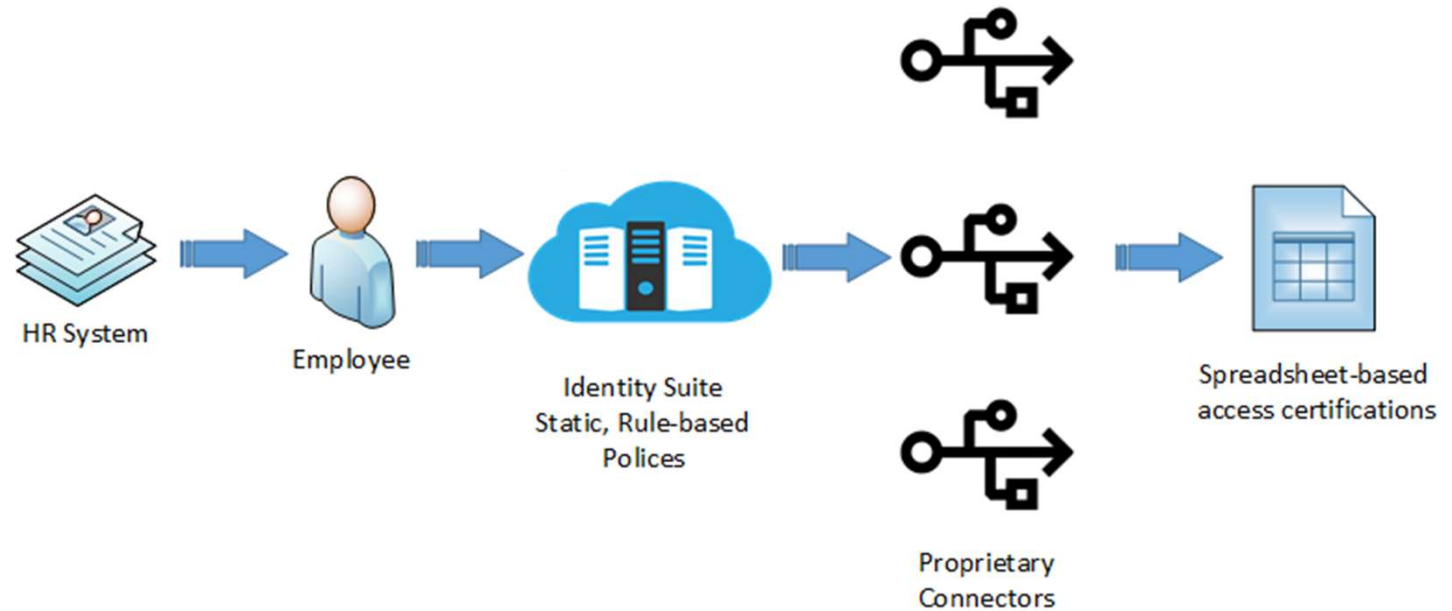
- Risk-aware and event-based certifications
- Cost driven business decision
- Auto certify low risk access
- Auto request and approvals for standard access
- Recommendations based on peer access

Expanding surface of control

- Entitlements management of IaaS (requires tighter integration with PAM) and Data (SharePoint docs, etc.) will become standard requirements of IGA
- Real-time response to malicious activity (abnormal behavior)
- Drive towards standards-based integration (SCIM, event bus...) and flexible deployment

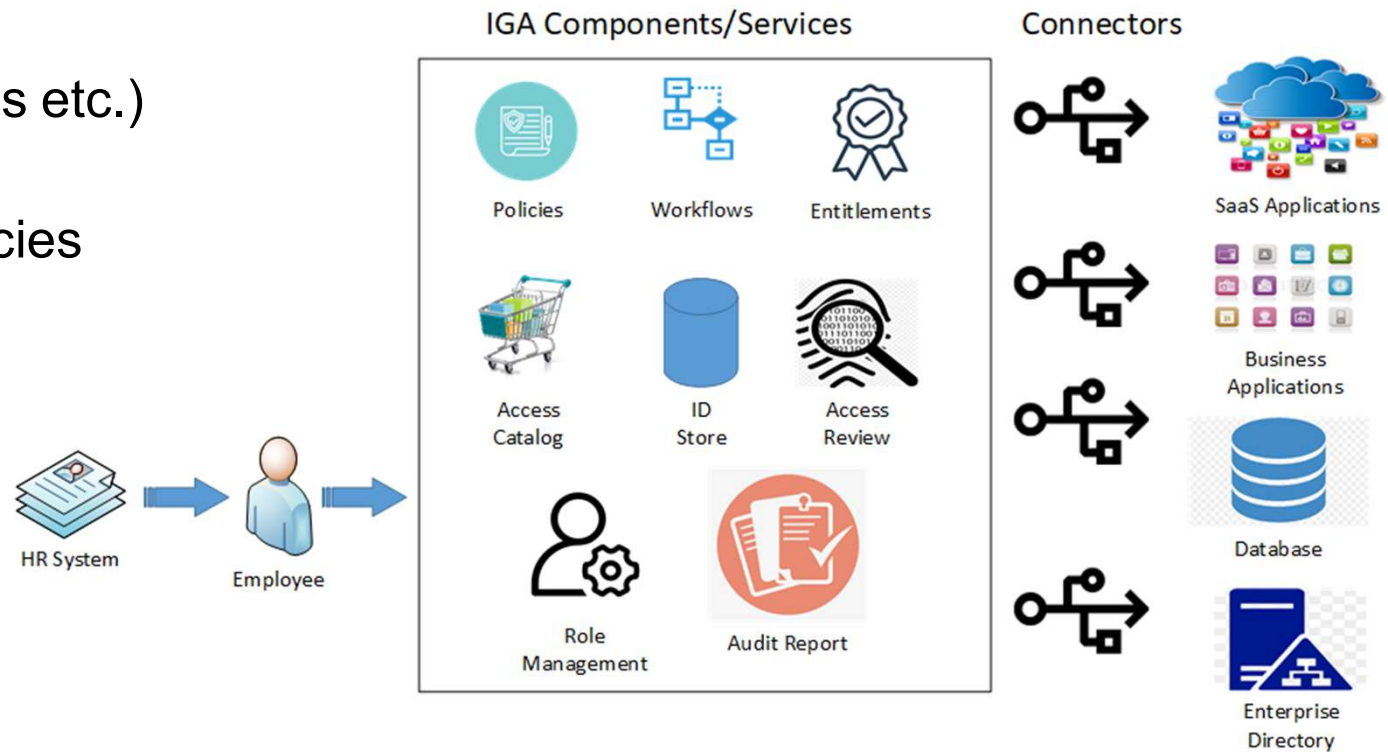
The old, Monolithic, IGA

- Focused on IT Automation
- Spreadsheet-based certifications
- Requires pre-existing knowledge of access
- Limited Risk capabilities
- Proprietary solution



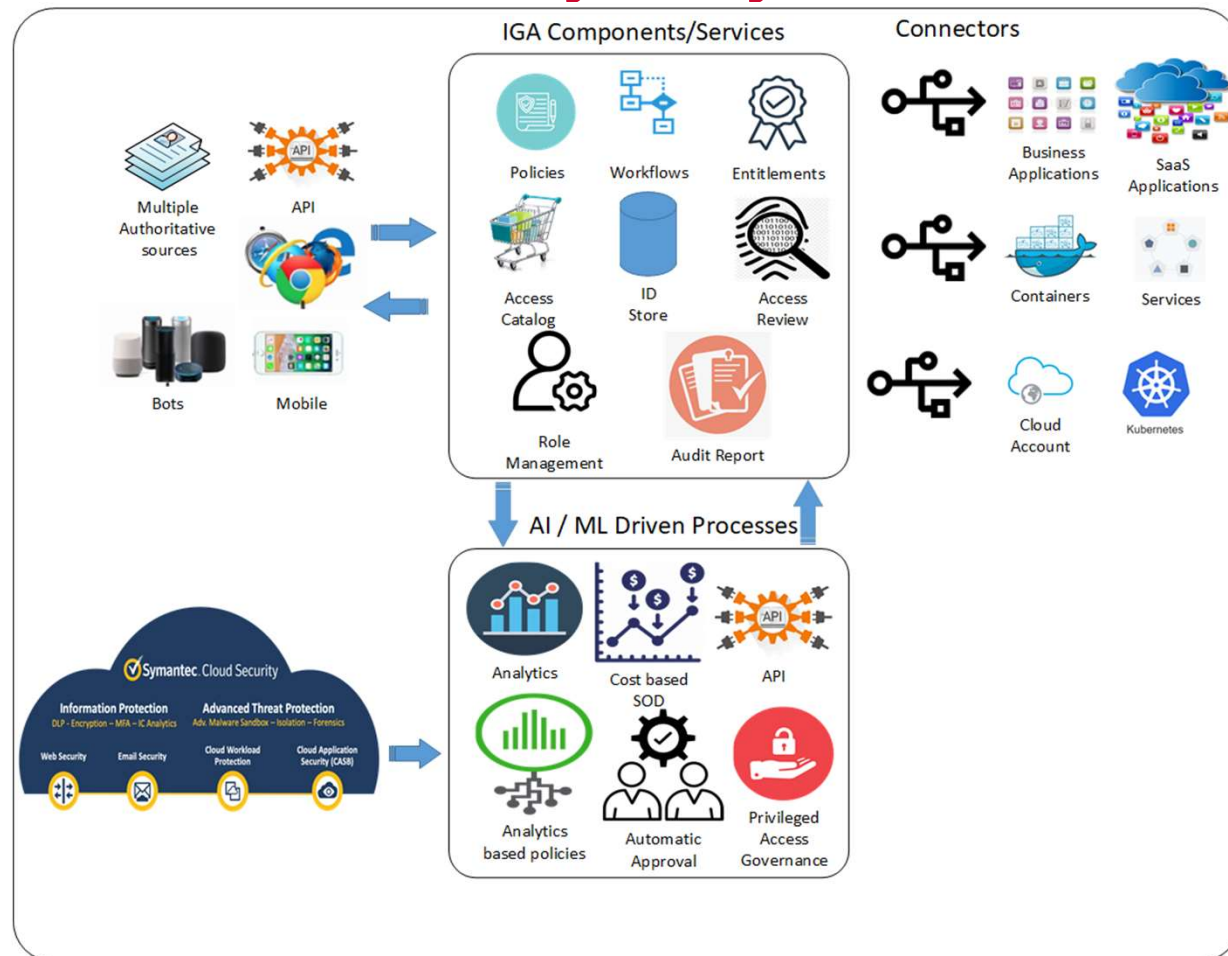
Current IGA

- End user focused
- Access governance capabilities (request, approvals, certifications etc.)
- Hybrid Cloud
- Limited SOD/Risk policies



Next-gen IGA - Data driven, API Based, Identity Analytics

- Cloud Governance (K8S resources, security controls, applications)
- Privileged Access Governance
- Risk/ROI driven business decisions
- Improved ABAC and RBAC policies based on Analytics



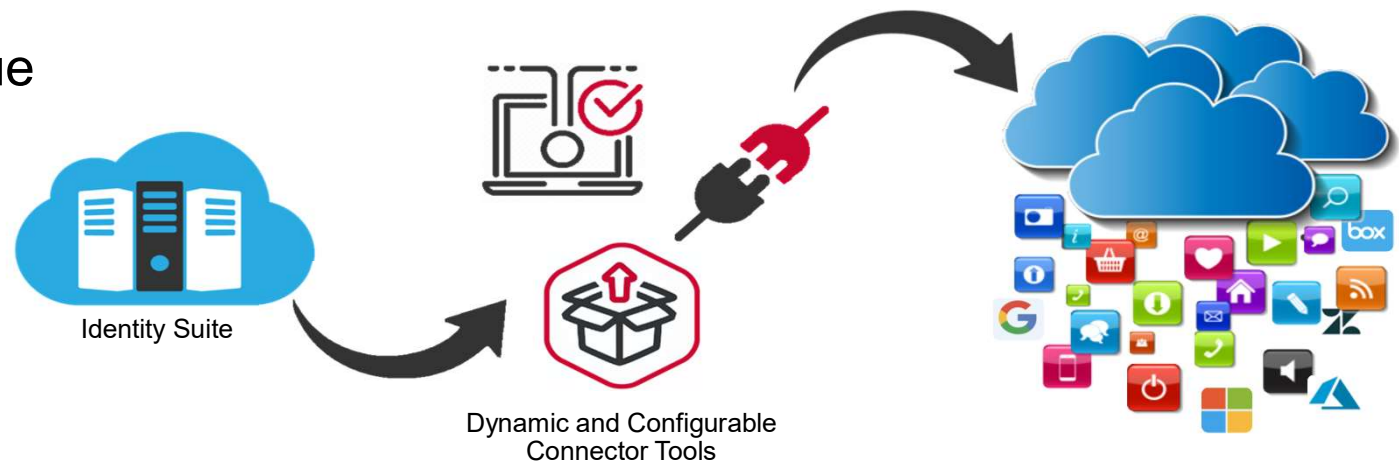
Real life use case example

- Two users request the same type of cloud resources
- The IGA system evaluate the person risk score using Symantec cloud security
- Both users gets different risk score
- Dynamic WF engine require additional review before approval



Flexible Connector Framework

- No more “pre-packaged” connectors
- Standards based solution (SCIM 2.0, REST, oAuth)
- Flexible and extensible solution
- Ability to run Attestation Campaigns on these new endpoints
- Reduce Time-to-Value



Symantec Identity Suite | Roadmap

Updated: March 2020

	Delivered	Planned	Next-Gen
CA Identity Suite	14.3 (4/18/2019): <ul style="list-style-type: none"> Microsoft Azure AD integration Virtual Appliance Azure Form Factor New HR Feed framework with Workday connector SaaS connectors with no API gateway requirements WebLogic 12.2 certification New authentication module for Identity Portal Incremental Explore & Correlate Easy enablement of CA SiteMinder integration Enhanced performance of Snapshot capture process Improved offline CSV files and incremental import to Identity Governance 	14.4 (H1/2020) <ul style="list-style-type: none"> OpenID Connect/SAML 2.0 Inbound/Outbound SCIM 2.0 Native certification in Identity Manager Generic REST connector 508/WCAG 2.0 Provisioning Layer performance improvements advance monitoring 	14.4+ (2021) <ul style="list-style-type: none"> Identity Analytics Privileged Governance Cloud Governance Risk and Predictive Analytics K8S form factor Solution consolidation

Color coding:

- Delivered feature
- Work in Progress
- Backlog Item

Communication

- Join our community and subscribe to get the latest news, BETA invitations and access to other resources, help and general discussions

<https://community.broadcom.com/enterprisesoftware/communities/communityhomeblogs?CommunityKey=783a8a1e-bb2b-473a-a0c3-7be7b1d92c60>



Thank You





BROADCOM[®]

connecting everything[®]