

AD SWAT



CA TDM
Portal 4.2

CA Test Data Management Portal 4.2

Prepared by : Manjunath Narayan

Reviewed by: Donald Gall

Date : June 2017

Version : V1.1

Table of Contents

- Chapter 1: Introduction 3**
- Chapter 2: Prerequisite 3**
 - 2.1 Reference: Backing up current TDM Portal Configurations 3
- Chapter 3: Installation 4**
 - 3.1 Download 4
 - 3.2 Upgrade steps to TDM Portal 4.x 6

Chapter 1: Introduction

The purpose of this document is to assist the End user working on CA Test Data Management Portal to upgrade their CA Test Data Management from 3.5 version to the latest version. The document will provide step by step approach to upgrade the CA TDM Portal components.

Chapter 2: Prerequisite

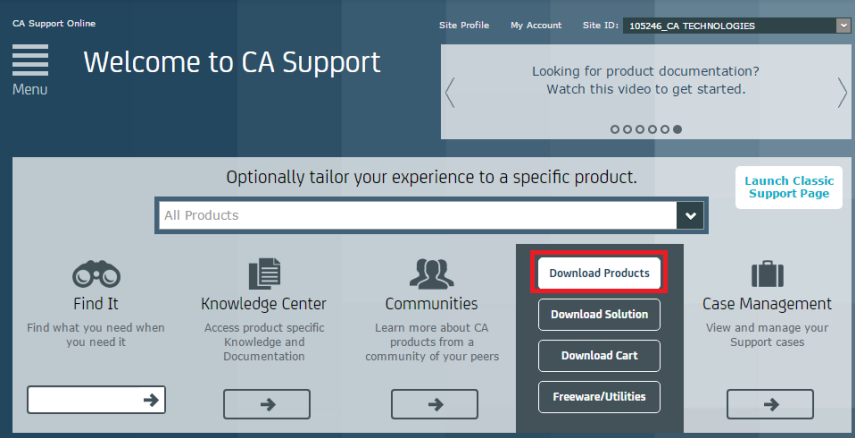
2.1 Reference: Backing up current TDM Portal Configurations

Review the following link before beginning the upgrade:

<https://docops.ca.com/ca-test-data-manager/4-2/en/installing/upgrade-product-components/upgrade-the-ca-test-data-manager-portal>

Chapter 3: Installation

3.1 Download

	<p>CA Test Data Manager v3.x/4.x can be downloaded from the CA Support site at http://support.ca.com Download Center -->Products.</p> <p>Note: TDM Portal is available in CA Test Data Manager Full Package</p>
<p>Search Downloads</p> <p>Please select the type of download you are looking for</p> <p>Products</p> <p>Please narrow your search results for "Products" below:</p> <p>Click here to access Free Service products. Products offered as Free Service may not be available in the Product menu below.</p> <ul style="list-style-type: none">Select a Product: Find former Product Names if you can't find your licensed product below. (Note: Only products that are available in electronic format, and that you are entitled to, will be displayed in the product list below.) <p>All Products My Products</p> <p>CA Test Data Manager for Data Generation and Test Matching - MULTI</p> <p>Select a Release:</p> <p>4.1</p> <p>Select a Gen level:</p> <p>0000</p> <p><input checked="" type="checkbox"/> Show me published solutions for this release</p> <p><input checked="" type="checkbox"/> All Components</p> <ul style="list-style-type: none">CA Agile Requirements Designer - TMX Script GeneratorCA Data FinderCA Test Data ManagerCA Test Data Manager - DatamakerCA Test Data Manager - Fast Data Manager <p>Go Mainland China based customers please click here</p>	<p>Search for CA Test Data Manager for Data Generation – MULTI-PLATFORM or whichever TDM SKU you have listed as per your customer contract</p> <p>Select a Release v4.0/4.1/4.2</p> <p>Select a Gen Level 0000 and Enter GO</p>
<p>OR</p>	

Download Center

Search Downloads

Please select the type of download you are looking for

Products

Please narrow your search results for "Products" below:

[Click here to access Free Service products.](#) Products offered as Free Service may not be available in the Product menu below.

- **Select a Product:** [Find former Product Names if you can't find your licensed product below.](#)
(Note: Only products that are available in electronic format, and that you are entitled to, will be displayed in the product list below.)

All Products My Products

ca test data manager

• **CA Test Data Manager** for Data Generation and Test Matching - MULTI-PLATFORM

CA Test Data Manager for Masking and Subsetting - MULTI-PLATFORM

• **CA Test Data Manager** for Test Data on Demand - MULTI-PLATFORM

CA Test Data Manager Mainframe DB2 Add On - MVS

CA Test Data Manager Mainframe IMS Add On - MVS

CA Test Data Manager Trial - MULTI-PLATFORM

All Components

Go

Mainland China based customers please click [here](#)

Product Components				ADD ALL TO CART	
				Add to cart	Download
CA Test Data Manager Full Package 4.1					
GEN03151357E.zip	N/A	03/30/2017	1.82GB	<input type="checkbox"/>	Download
CA Test Data Manager Repository Kit 3.2.7					
GEN03151437E.zip	N/A	03/30/2017	185MB	<input type="checkbox"/>	Download

CA Test Data Manager Full Package 4.X Component should be downloaded.

Product Components

CA Test Data Manager Full Package 4.1

GEN03151357E.zip

CA Test Data Manager Repository Kit 3.2.7

GEN03151437E.zip

You can either *Download* from here directly or select *Add to Cart* for the various downloads (as required) and then select *View Download Cart*.

Download Method

Please choose a download method to complete your download request. [Learn More](#)

HTTP via Download Manager

This is the CA recommended method for download. The Download Manager allows you to download your files faster and more efficiently.

[Download](#)

HTTP via Internet Browser

If Download Manager cannot be used or fails to start you may access your file(s) via your internet browser.

[View File Link\(s\)](#)

FTP

This method allows you to download your file(s) via FTP from CA's content delivery network or via native FTP servers.
Note: Processing is required and an email notification will be sent when your request is ready for downloading.

[FTP Request](#)

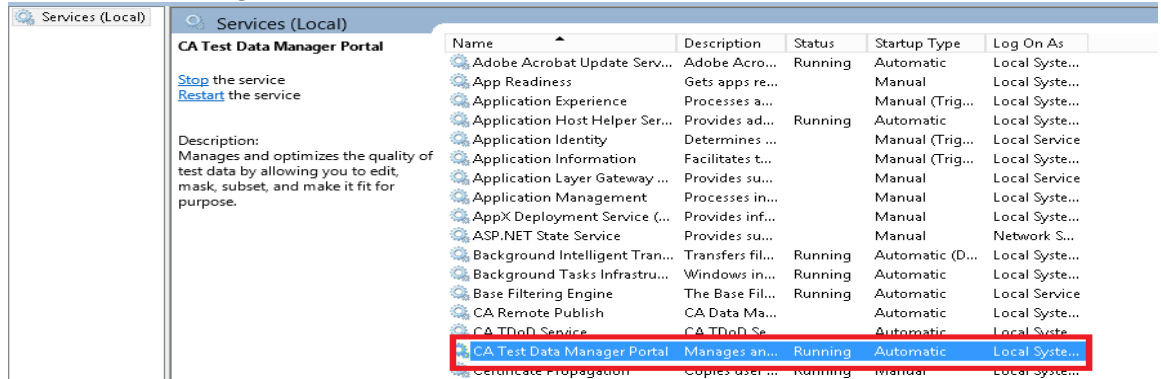
Choose one of the methods for download and start the download to your Download location

3.2 Upgrade steps to TDM Portal 4.x

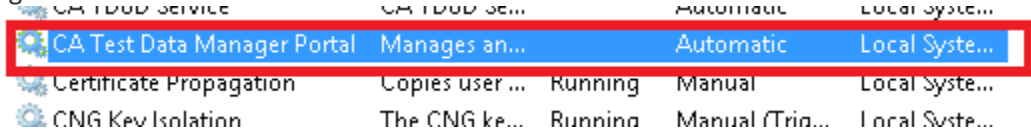
Follow these steps:

1. Verify that the CA Test Data Manager and the Repository are upgraded to the compatible version. For more information, see [Upgrade Product Components](#).
2. While the upgrade process will shut down the services, it is a good practice to shut down the following services prior to upgrade:

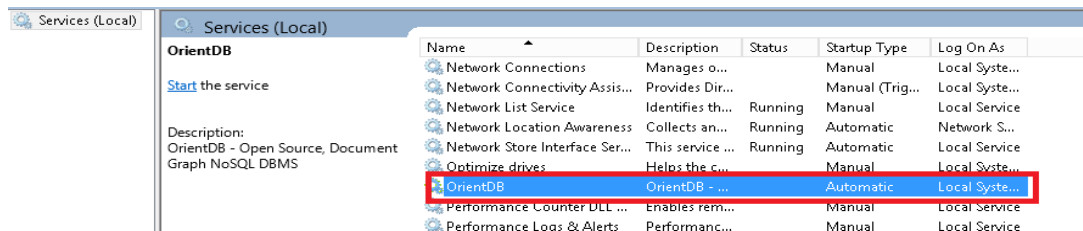
a) CA Test Data Manager Portal



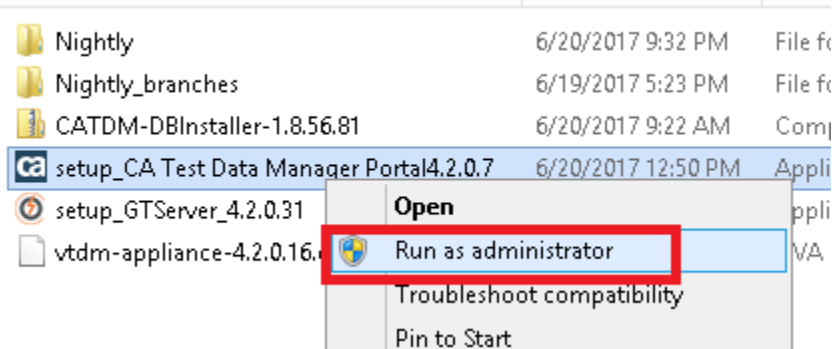
Right Click and Shut down



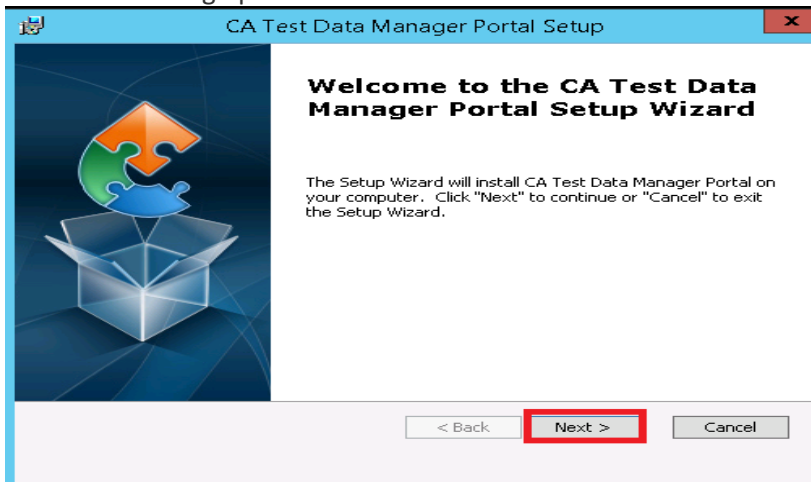
b) OrientDB



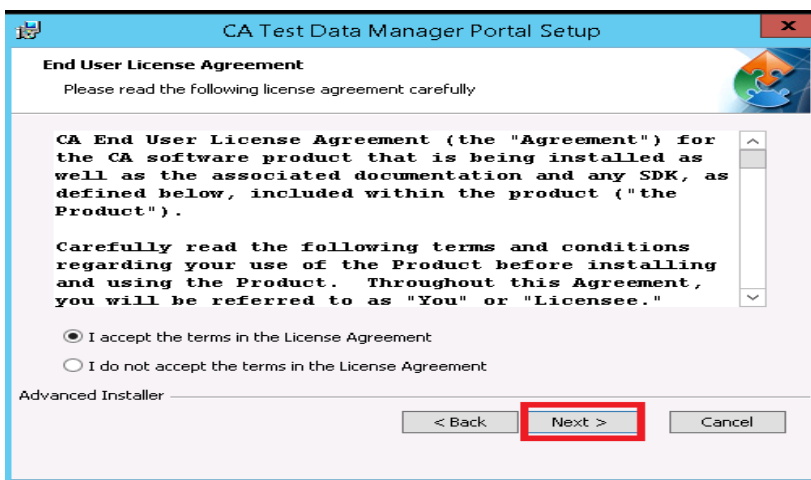
3. Extract the **CA Test Data Manager Full Package 4.X** to find the **setup_CA Test Data Manager Portal<version>.exe**
4. Right-click the **setup_CA Test Data Manager Portal<version>.exe** file and Run as administrator. Ensure that you are installing the same version of TDM Portal as that of CA TDM.



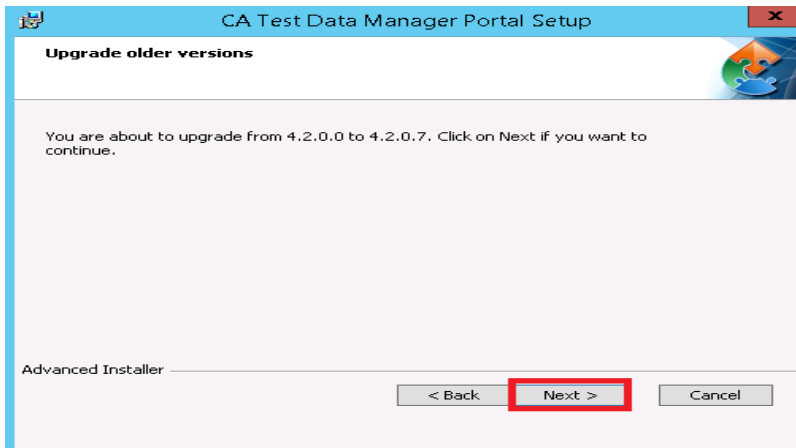
5. A welcome dialog opens. Click **Next**.



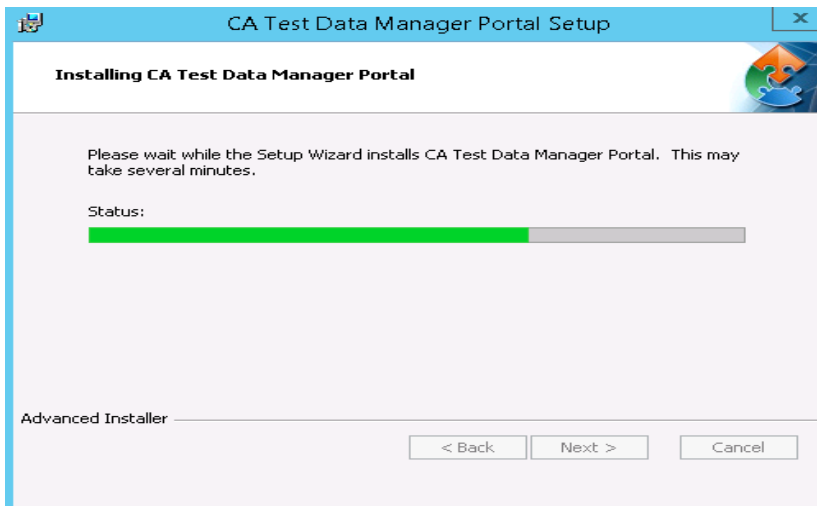
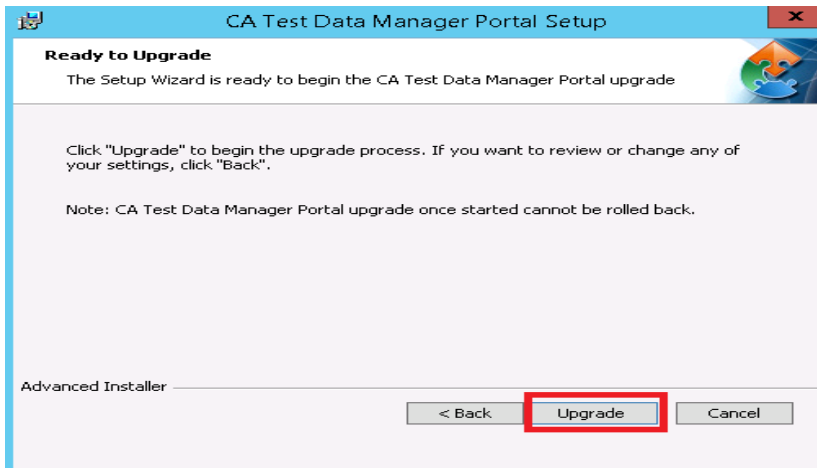
6. The **End User License Agreement** dialog opens. Accept the license agreement and click **Next**.



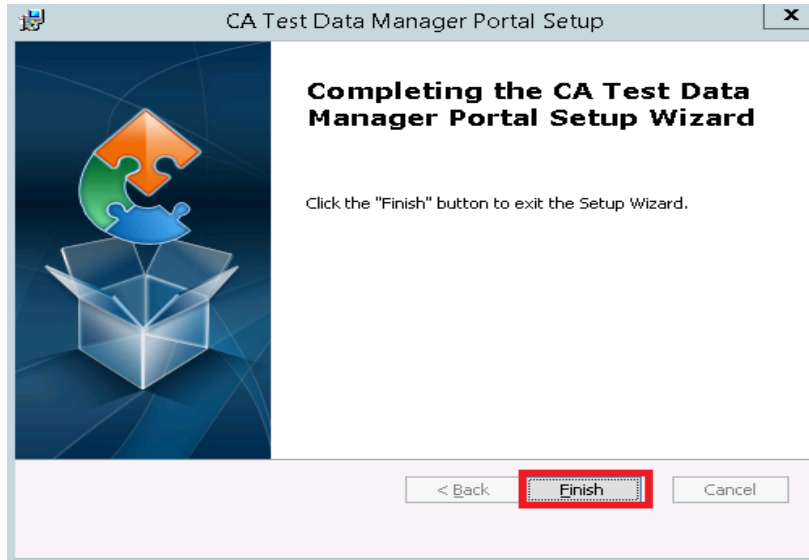
7. Review the upgrade information that is displayed on the dialog. Click **Next**.



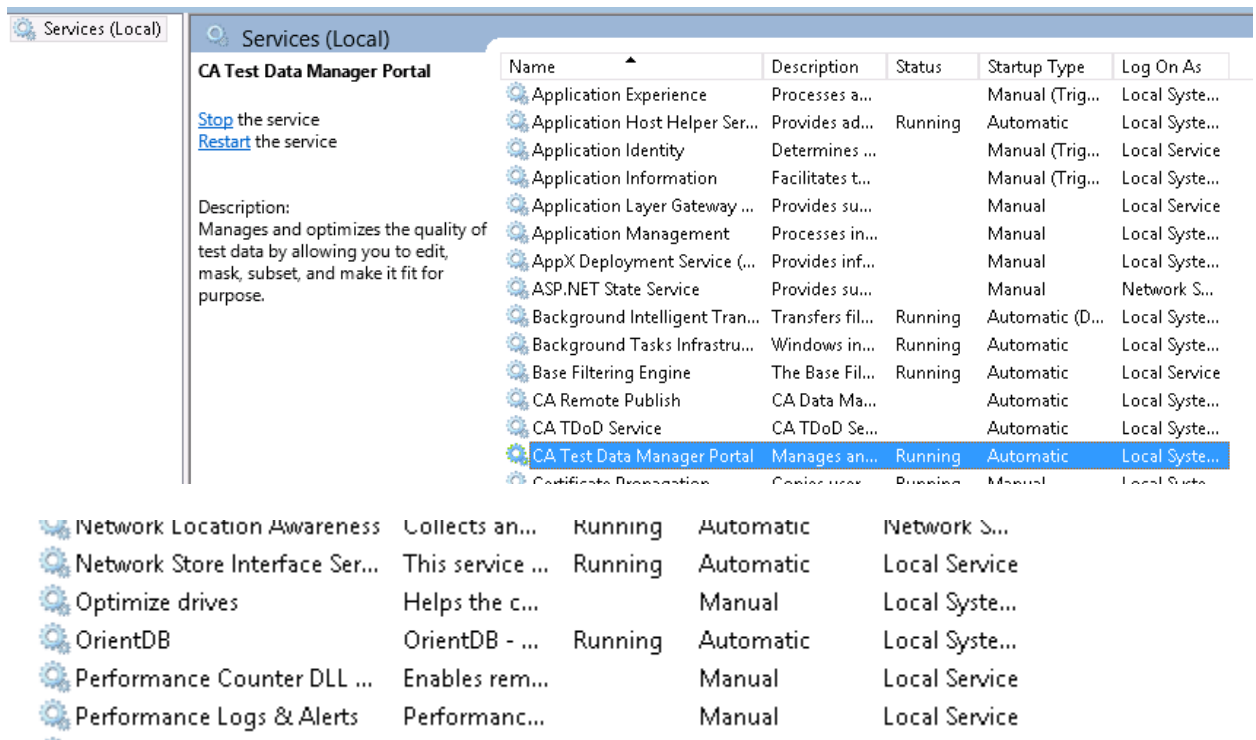
8. Review the message Ready to Upgrade and Click **Upgrade**.
Note: TDM Portal Upgrade once started cannot be rolled back.



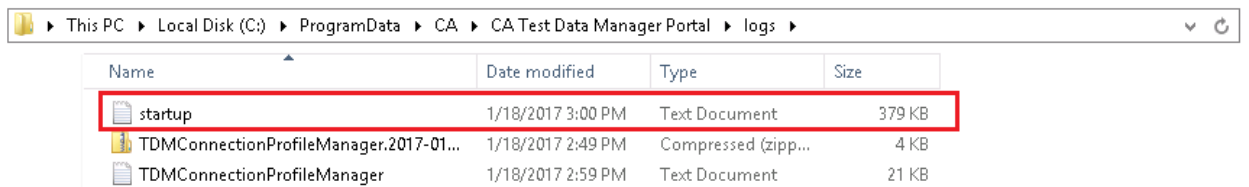
- Click **Finish** when the upgrade completes.



- Open the Windows **Services** dialog (Start, services) and verify that the CA Test Data Manager Portal and OrientDB services are available and are running.



- Upon completion, the services previously stopped should now be started. You can now review the startup.log located in the ..\Program Data\CA\CA Test Data Manager Portal\logs folder



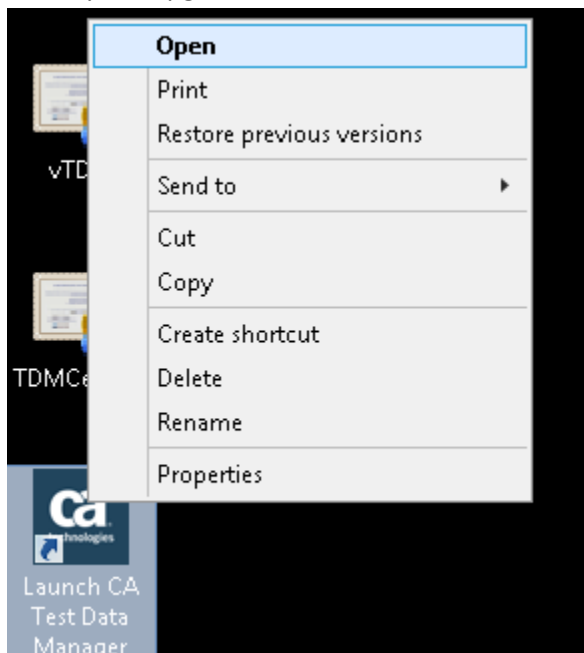
- The Portal service is completely started when the last section TDM Main completes and you see the line "INFO: Server startup....".

```

INFO | jvm 1 | 2017/06/21 14:28:03 | Jun 21, 2017 2:28:03 PM com.ca.tdm.TDMWebPropertyReader getProperty
INFO | jvm 1 | 2017/06/21 14:28:03 | INFO: Reading Property: catalina.base
INFO | jvm 1 | 2017/06/21 14:28:03 | Jun 21, 2017 2:28:03 PM org.apache.catalina.startup.HostConfig deploy
INFO | jvm 1 | 2017/06/21 14:28:03 | INFO: Deployment of web application directory C:\Program Files\CA\CA
INFO | jvm 1 | 2017/06/21 14:28:03 | Jun 21, 2017 2:28:03 PM org.apache.coyote.AbstractProtocol start
INFO | jvm 1 | 2017/06/21 14:28:03 | INFO: Starting ProtocolHandler ["http-nio-8443"]
INFO | jvm 1 | 2017/06/21 14:28:03 | Jun 21, 2017 2:28:03 PM org.apache.catalina.startup.Catalina start
INFO | jvm 1 | 2017/06/21 14:28:03 | INFO: Server startup in 79052 ms

```

- Upon logging into the Portal page, in the lower left corner should display the following to identify the upgrade:



- You have successfully upgraded the CA TDM Portal instance.