



Downloading CA Performance Management r2.3.4 Sprint Kit Posting #2 from The Cloud Commons® Marketplace

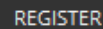


Five easy steps for downloading from www.CloudCommons.com

1. Register as a Member. (Entering inaccurate information here could prevent you from being able to download later.)
2. Login as Cloud Commons Member.
3. Find and Add CA Performance Management r2.3.4 Sprint Kit #2 software to Cart.
4. Checkout Shopping Cart.
5. Receive Order Confirmation and Software Download Emails.

1. Register as a Member.

- Go to www.cloudcommons.com.
- Click the **Register** button (upper right hand corner).
- Complete simple form (Name, Screen name, email and password).
- Open **Email** and click Registration Acknowledgement from Cloud Commons.



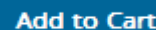
2. Login as Cloud Commons Member.

- Log into www.cloudcommons.com (email and password) by clicking **Log In** in upper right corner.



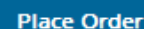

3. Find and Add CA Performance Management r2.3.4 Sprint Kit Posting #2 to Cart.

- Click <http://www.cloudcommons.com/product/ulhr4000023pt99.html> link (must first log into Cloud Commons in default browser).
- Click the **Rate/Price** menu option (on the right side of the screen).
- Select the **License Rate/Price** option.
- Click the **Add to Cart** button.



4. Checkout Shopping Cart.

- Click **Proceed to Checkout**.
- Add **Company Address** if prompted. (This is only required on the first order/download. Not entering a valid company address could prevent you from being able to download.) Click **Continue**.
- **CA Performance Management r2.3.4 Sprint Kit Posting #2** software is zero cost; therefore, payment method is not required.
- Click the **Continue** button.
- Select boxes **I Agree** and **I have read and agree to these Terms of Use**.
- Click the **Place Order** button.



5. Receive Order Confirmation and Software Download Emails.

- Review Order Confirmation email.
- Review Cloud Commons Bill of Material email (should arrive within 4 hours).
- Follow steps to download your software from Cloud Commons.