

CA User Group website

Getting Started Guide for UG members

Abdel Laabi,
Principal Community Programs for Europe
CA Technologies

January, 2015



Content

- Introduction
- Best Practices / Get involved with the CA Community
- Steps for key actions
 - How to join the Community
 - How to Start a conversation, ask question (online Forum)
 - How to create content (File, Video, Poll, ...)
 - Connecting with People, Update your profile
- Ideation : provide input to CA Product Management
 - Submit your idea to enhance the product / Vote for an idea
- Useful Links

Introduction

Welcome to the CA Regional User Groups Guide for UG members.

This guide is designed to help user group members in Europe learn more about the CA Communities program & get familiar with the CA Communities new platform under Jive. It is also intended to provide some Best Practices to help members get involved in their UG activities & be active contributors.

How can I get involved with the Community ?



1) Join the Community

1. <https://communities.ca.com/community/ca-workload-automation/france-ca-workload-automation-user-group>
 2. **Login** (email / password) - use your Support identification, or create an account
 3. Click on '**Following**' box on the top right of the page, Select the **inbox** and click **done**.
- This will make content flow to your inbox. You will now see “**Following in 2 streams**”

The screenshot shows the top navigation bar of the CA Technologies community site with links for Home, Content, People, Communities, Help, and Apps. A search bar is on the right. Below the navigation bar is the header for the 'France CA Workload Automation User Group' community. The header includes a profile picture, the group name, and a 'Following in 2 streams' button. A dropdown menu is open from the 'Following' button, showing options: 'Connections Stream' (checked), 'Inbox' (checked), 'Stop Following', and 'Done'. Red arrows point to the 'Inbox' and 'Done' options. Below the header, the 'Activity' tab is selected, showing a 'RECENT ACTIVITY' section with a post from 'Abderrazzak Laabi' dated '29 JAN 2015'. To the right, there are sections for 'UPCOMING EVENTS' and 'POPULAR CONTENT'.

Home 50+ Content People Communities Help Apps Search

Following in 2 streams

France CA Workload Automation User Group
in CA Workload Automation

Activity Content People More Actions About

CREATE: Discussion Uploaded File Document Poll More

RECENT ACTIVITY

Club utilisateurs CA Workload Automation AE (Autosys) - 29 JAN 2015

Abderrazzak Laabi 2 weeks ago (Show more)

Prenez date : le 29 janvier 2015 Cher utilisateur, Nous vous donnons rendez-vous le jeudi 29 janvier 2015 dans les locaux de CA Technologies à Paris La Défense pour une nouvelle réunion...

in France CA Workload Automation User Group • Share • Reply • Like (0)

UPCOMING EVENTS

JAN 29 Club utilisateurs CA Workload Automation AE (Autosys) - 29 JAN 2015
CA Technologies, Paris La Defense

POPULAR CONTENT

Mathieu_Petit_projets_de_migration.pdf

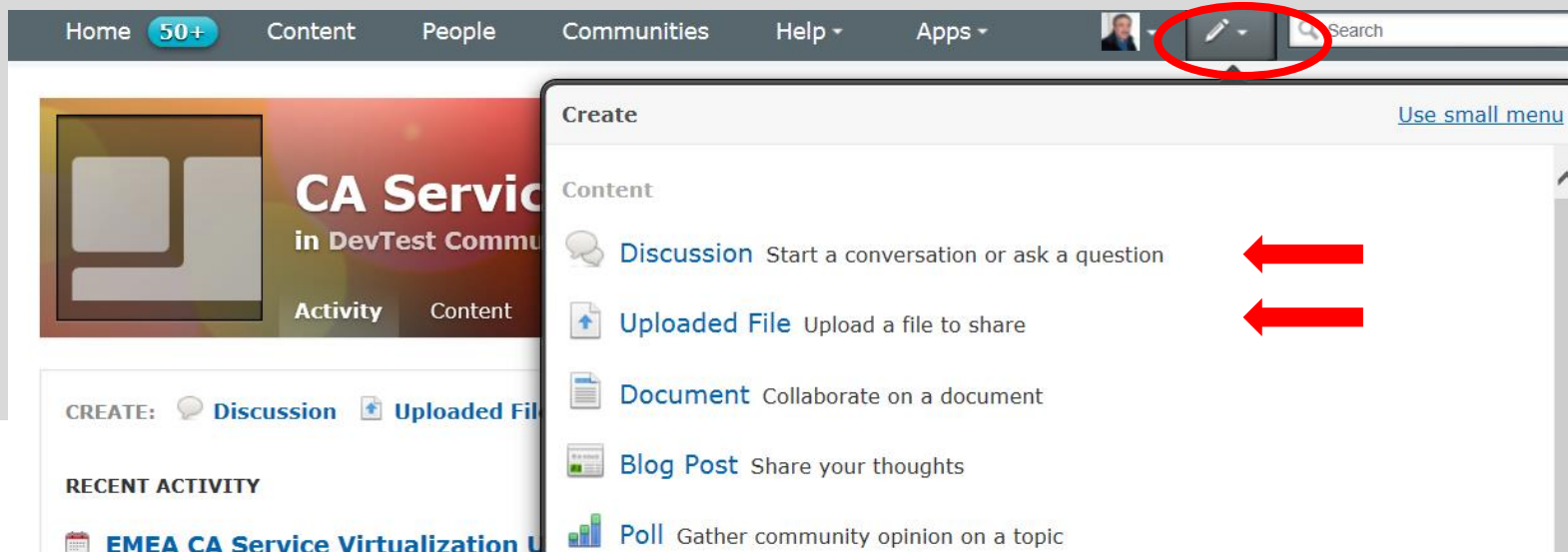
Club utilisateurs CA Workload Automation AE (Autosys) - 29 JAN 2015

2) Share your experience & knowledge

- **in-Person meetings** : User presentations, Roundtable discussions, ...



- **Online** : Click on '**Action**' to share file, video ..., or start a conversation ('**Discussion**') ..



3) Be active contributor

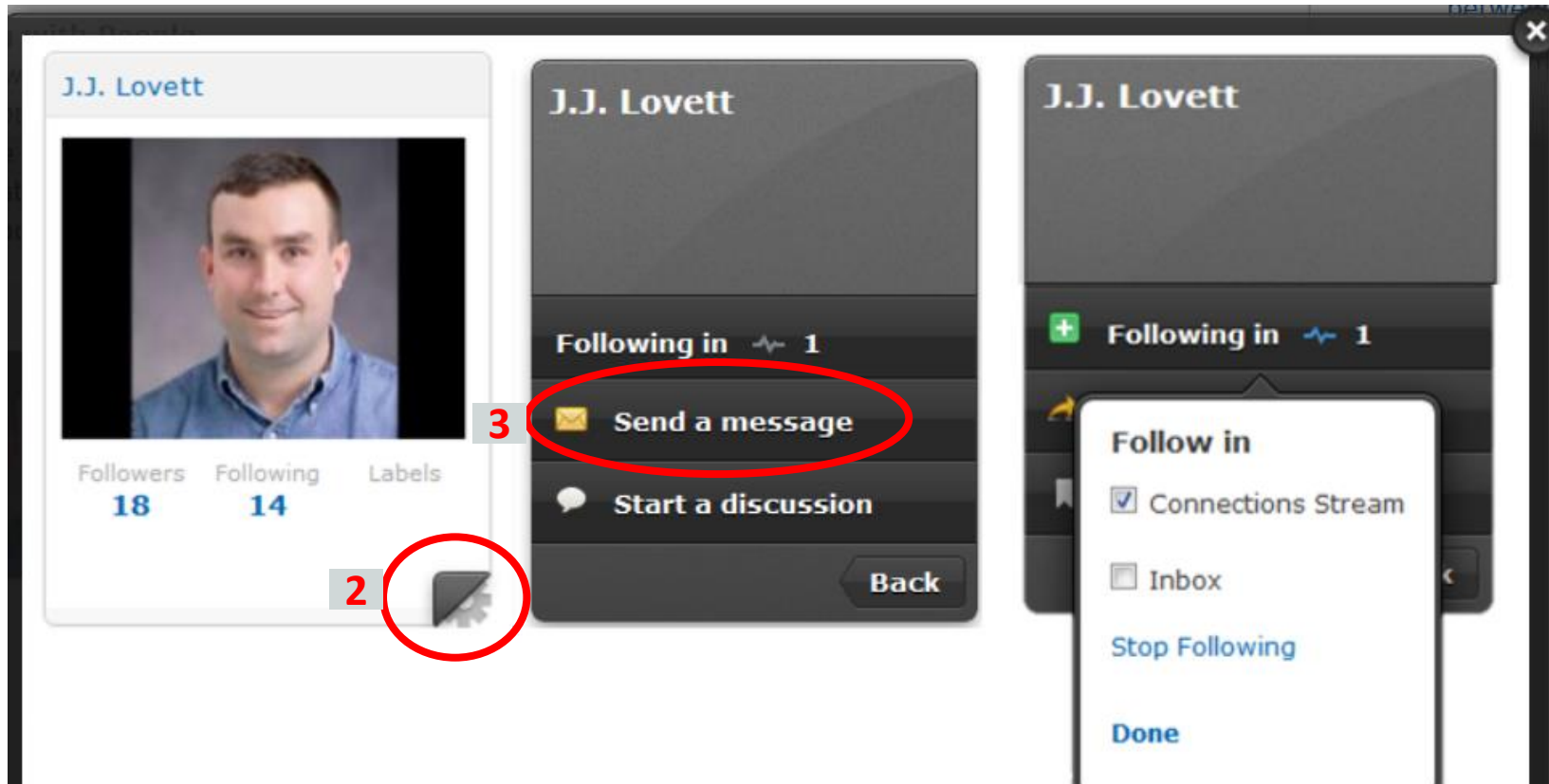
Get involved in the user group activities (as User Group member, or Board member)

- Make suggestions, ideas, Topics for the next UG meeting, ...
- Contribute to enhance the CA solution (Ideation ...)



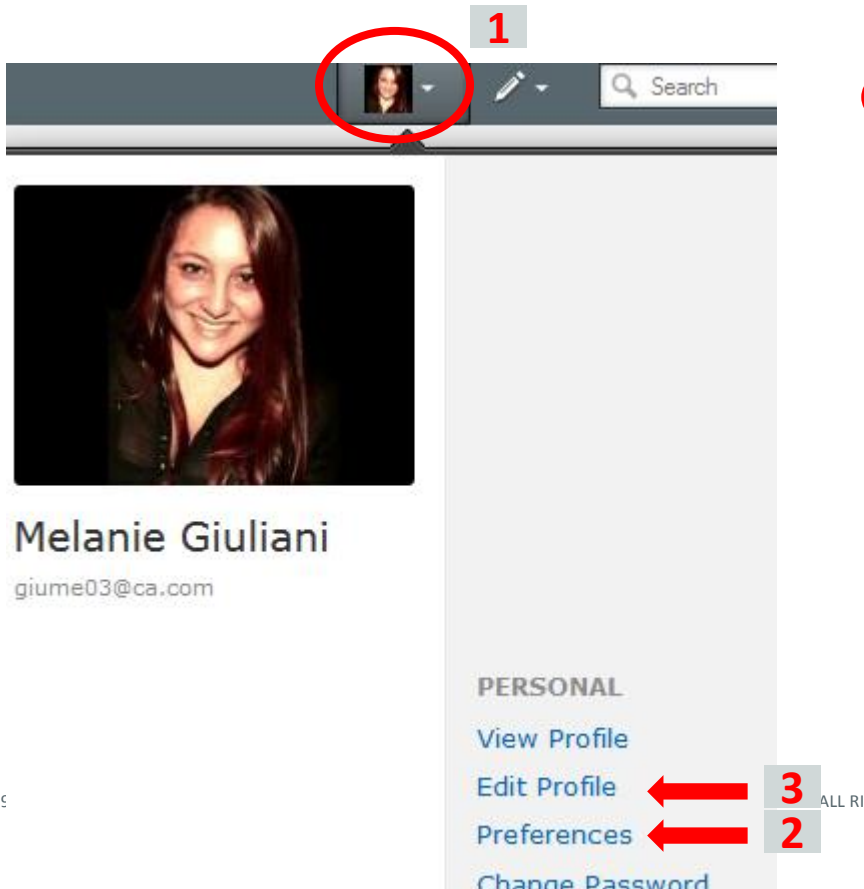
Connecting with people

- 1) Click on **People** tab and use the sorting options to filter and find relevant people.
- 2) Click on the gear image in the bottom right corner of that user, and click "**follow**." and choose whether to follow that user via your inbox or connections stream.
- 3) Send Private message



Update your profile

- 1) Click on the drop menu on the top of the page
- 2) Click on **Preferences** and update your time zone, language, ...
- 3) Click on **Edit Profile** to load your photo, update your Biography, ...



1

Search

Melanie Giuliani

giume03@ca.com

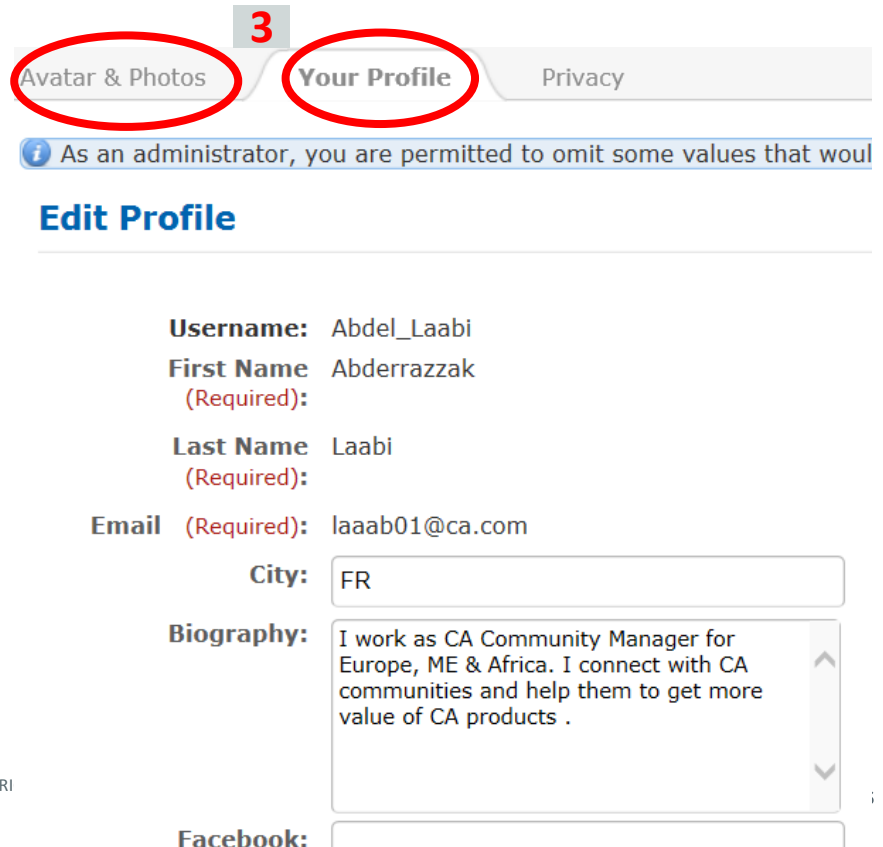
PERSONAL

[View Profile](#)

[Edit Profile](#)

[Preferences](#)

[Change Password](#)



3

Avatar & Photos

Your Profile

Privacy

As an administrator, you are permitted to omit some values that would otherwise be required.

Edit Profile

Username: Abdel_Laabi

First Name Abderrazzak
(Required):

Last Name Laabi
(Required):

Email (Required): laaab01@ca.com

City: FR

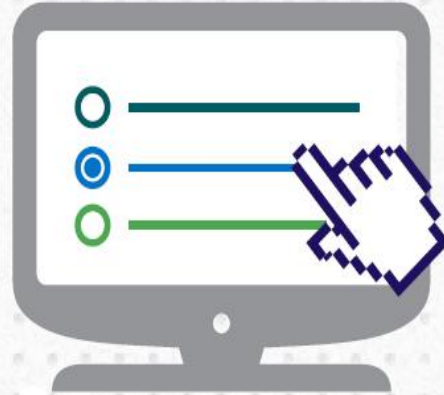
Biography: I work as CA Community Manager for Europe, ME & Africa. I connect with CA communities and help them to get more value of CA products .

Facebook:

Ideation : Submit & vote for Product Enhancement ideas



Submitting ideas
for product
enhancements



Voting on and discussing
ideas from other
community members



Opting into product validation
programs to test incremental process
and provide feedback that will
influence the next software iteration



5 of the 9 marquee features for the CA Clarity 13.3 release came directly from its Global User Community, which receives **~100 ideas per month**

Ideation : Submit ideas for product enhancements

- 1) **Global Community** : <https://communities.ca.com/community/ca-workload-automation>
- 2) Login (email / password)
- 3) Click on **Action** tab on the top, then **Create an Idea**

The screenshot shows the CA Workload Automation community page. The top navigation bar includes links for Home (50+), Content, People, Communities, Help, and Apps, along with a search bar. The main header features a profile picture, the community name 'CA Workload Automation', and a 'Following in 1 stream' indicator. Below the header is a secondary navigation bar with tabs for Overview, Content, People, More, Actions (highlighted with a red circle), About, Share, and Manage. A dropdown menu for 'Actions' is open, showing options to Create a Discussion, Document, Uploaded File, Blog Post, Poll, Sub-community, Create an event, Create an idea (indicated by a red arrow), or Create a video. The main content area includes a 'YOU CAN CUSTOMIZE THIS PAGE' section with a 'Customize' button, a 'WELCOME TO THE CA WORKLOAD AUTOMATION COMMUNITY' section, and a 'FEATURED CONTENT' section featuring a webcast titled 'Webcast: Improve Productivity with CA Workload Automation for SAP Solution Manager'.

Home 50+ Content People Communities Help Apps Search

Following in 1 stream

CA Workload Automation

Overview Content People More **Actions** About Share Manage

YOU CAN CUSTOMIZE THIS PAGE

It's quick, easy, and you can change it back anytime you'd like. Be sure to describe your idea here. Create a call to action that grabs visitors' attention and gets them involved to highlight activity, content, and people.

Customize

WELCOME TO THE CA WORKLOAD AUTOMATION COMMUNITY

Amazing things happen when like-minded people come together in the spirit of

FEATURED CONTENT

Webcast: Improve Productivity with CA Workload Automation for SAP Solution Manager

Actions

Create

- Discussion
- Document
- Uploaded File
- Blog Post
- Poll
- Sub-community
- Create an event
- Create an idea
- Create a video

UPCOMING EVENTS

WA Community Webcast: WA (Dist.) GUC Webcast (Jan. 13th) Jan 13 5:00 PM

Technologies

Ideation : Vote for ideas from community members

- 1) Click on **Content** tab, 2) Click on **Ideas** tab (💡) to list all the ideas

The screenshot displays the CA Workload Automation web application. At the top, the header includes the CA logo, the title "CA Workload Automation", and navigation links: Overview, Content (highlighted with a red circle and labeled '1'), People, More, Actions, About, and Manage. A banner at the top right indicates "Following in 1 stream".

On the left sidebar, under "Categories", several folders are listed: CA AutoSys Edition (AE) Workload Automation, CA JCLCheck Workload Automation, CA Jobtrac Job Management, CA Scheduler Job Management, CA Workload Automation, and CA Workload.

The main content area shows the "All Content (2650)" view. A red circle labeled '2' highlights the "Ideas" icon (a lightbulb) in the top navigation bar. Below this, there is a search bar, a "Filter by tag" button, and a "Sort by score" dropdown. The main list displays ideas with columns for Title, Author, Views, and Latest activity.

Title	Author	Views	Latest activity
💡 Enhancement Request: Obtain Agentparm Information through LMI 33 NEW	Steven Copley	343	January 5 2015 8:15 PM
💡 Auto-Resubmit Failed Jobs: Option to only notify on the last failed retry 22 UNDER REVIEW	David Kovaleski	138	January 23 2015 9:17 PM
💡 As a Job Scheduler, i need an			

Ideation : Vote for ideas from community members

3) Click on an idea in order to open it, then **vote** through the button on the top left

[Home](#) **50+** [Content](#) [People](#) [Communities](#) [Help](#) [Apps](#)  

More ideas in  [CA Workload Automation](#)



Enhancement Request: Obtain Agentparm Information through LMI

Created on Jul 23, 2014 3:14 PM by [Steven Copley](#) - Last Modified: Nov 17, 2014 8:49 PM

29

3

Voted on 29 times. You have not voted. [NEW](#)

We often need to be able to verify the agent version and agentparm settings and the only way I know how is to log into the box where the agent resides. I should be able to poll the agent from the workload director through LMI. If we're doing this for just a few systems, it doesn't take long to log into each box separately. When doing this over dozens, hundreds, or, in our case, thousands of remote agents, this enhancement would save time and provide a tremendous productivity increase. It would be most excellent if we could issue a command through LMI, or some other means, to be able to view the agentparm.txt of the agent we're working with.

Categories: [CA Workload Automation ESP Edition](#), [CA Workload Automation Agents](#)

Tags ([edit](#)): [ca workload automation agents](#)

[Follow](#)
[Share](#)
[Bookmark](#) **0**

ACTIONS
[Edit idea](#)
[Move idea](#)
[Delete idea](#)
[Report abuse](#)
[View as PDF](#)

     **0**



13

© 2014 CA. ALL RIGHTS RESERVED.

Ideation : Benefits

- Enables transparency and turns enhancement requests into conversations
- Places context around the priority and value of an idea
- Maximizes the input of our customers into our development process
- Provides a timely decision for customers' ideas
- Keeps customers informed of decision and status changes
- Builds trust with our customers that we are building products based on open, transparent and collaborative process

Useful Links

[CA Communities User Guide](#)

Ideation (Video) : <https://communities.ca.com/videos/1447>

[CA Communities Major Changes & FAQs](#)

[The Water Cooler](#)

is also the go-to spot to ask questions, submit ideas, or find tips, tricks and training pertaining to the CA Communities

[CA Communities](#) : Main site, All Regional & Global communities

Thank you







Abdel Laabi

CA Community Manager - EMEA

abderrazzak.laabi@ca.com

 [@cainc](https://twitter.com/cainc)

 slideshare.net/CAinc

 linkedin.com/company/ca-technologies

ca.com