


Club utilisateurs CA Identity Suite

Guide pour les membres

Abdel Laabi,
Principal Community Programs for Europe
CA Technologies

September, 2017



Content

- Introduction
- Best Practices - Get involved with the CA User Group
- Steps for key actions
 - How to join the User Group
 - How to Start a conversation, ask question (online Forum)
 - How to create content (Document, Conversation ...)
 - How to connect with People & Update your profile
- Ideation : provide input to CA Product Management
 - Submit your idea to enhance the product / Vote for an idea
- Useful Links

Introduction

Welcome to the Guide for the CA User Group members.

This guide is designed to help user group members in Europe get familiar with the CA Communities new platform. It is also intended to provide some Best Practices to help members get involved in their User Group activities & be active contributors.

How can I get involved with the User Group ?



1) Join the User Group to become member

1. <https://communities.ca.com/groups/france-ca-identity-manager-user-group>
2. **Login** (email / password) - use your Support identification, or create an account
3. Click on **"Ask to join this group"**. Your request will be reviewed then Approved



2) Subscribe to the notifications to stay connected with the Community

Click on “**Following**” box on the top right and Select the **inbox**

The screenshot shows the 'Club utilisateurs CA Identity Suite en France' page. The top navigation bar includes 'All Places >', 'Following' (highlighted with a red circle), and 'Actions'. Below this is a secondary navigation bar with tabs: Overview, Activity, Content, Images, People, Reports, and Events. A third bar contains icons for Question, Discussion, Files, Document, and Event. The main content area is titled 'RECENT ACTIVITY' and features a post by 'Abderrazzak Laabi' from 4 months ago. Below the post is a section for 'Club utilisateurs CA Identity Suite' with a calendar icon and a paragraph of text. On the right side, a dropdown menu is open from the 'Following' button, showing options: 'Following' (checked), 'New Stream', 'New Stream 1', 'New Stream 2', 'Inbox' (checked and highlighted with a red arrow), 'Stop Following', 'Leave group', and 'All content'.

3) Be active contributor

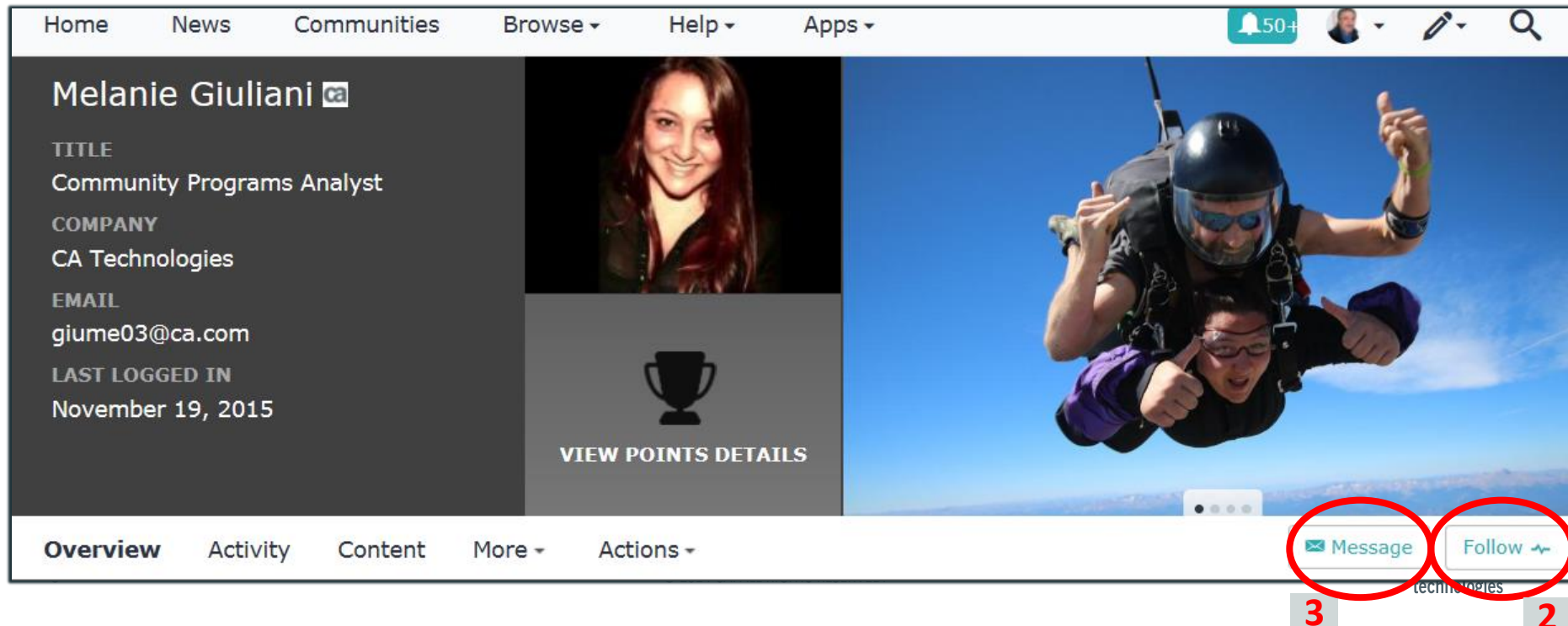
- **Get involved in the user group activities.** Make suggestions, topics for next meeting.
- **Share your experience & knowledge**
 - in-Person meetings: User presentation ...
 - Online: '**Action**' to start a conversation ('**Discussion**') or share document ('**Files**') ...



- **Contribute to enhance the solution** (Ideation ...)

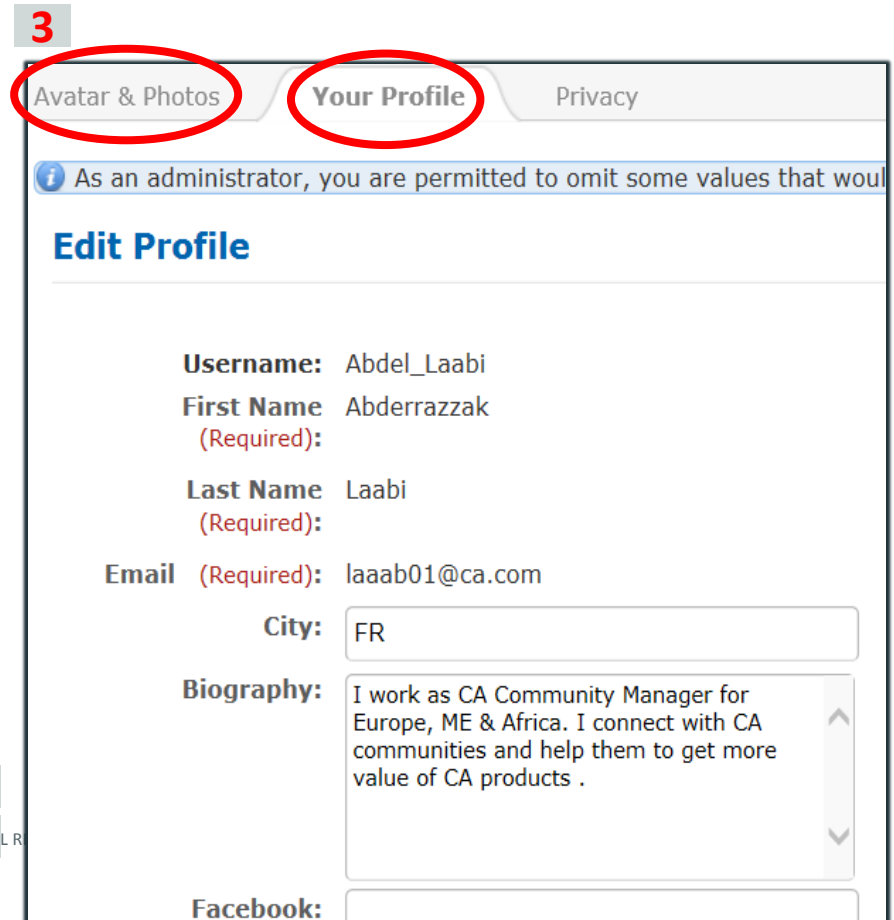
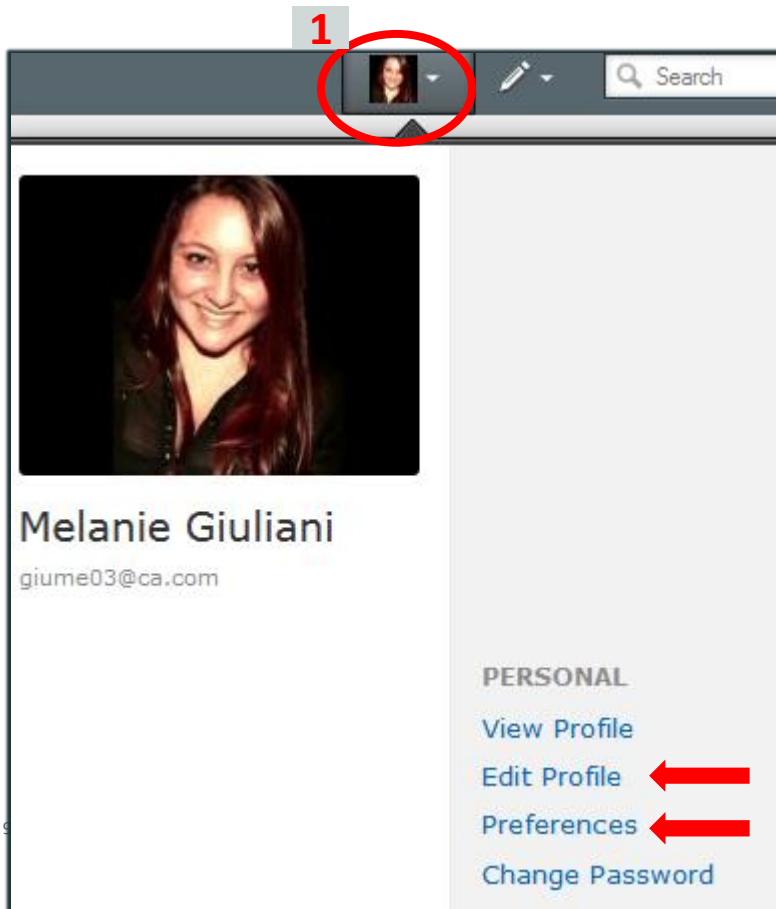
4) Connect with people

- 1) Click on **People** tab and use the sorting options to filter and find relevant people
- 2) Click on **"Follow"** tab on the bottom right
and choose whether to follow that user via your inbox or connections stream.
- 3) Click on **"Message"** tab on the bottom right to send private message



5) Update your profile

- 1) Click on the drop menu on the top of the page
- 2) Click on **Preferences** and update your time zone, language, ...
- 3) Click on **Edit Profile** to load your photo, update your Biography, ...



6) Contribute to enhance the solution

Ideation: Submit & vote for Product Enhancement ideas



Submitting ideas
for product
enhancements



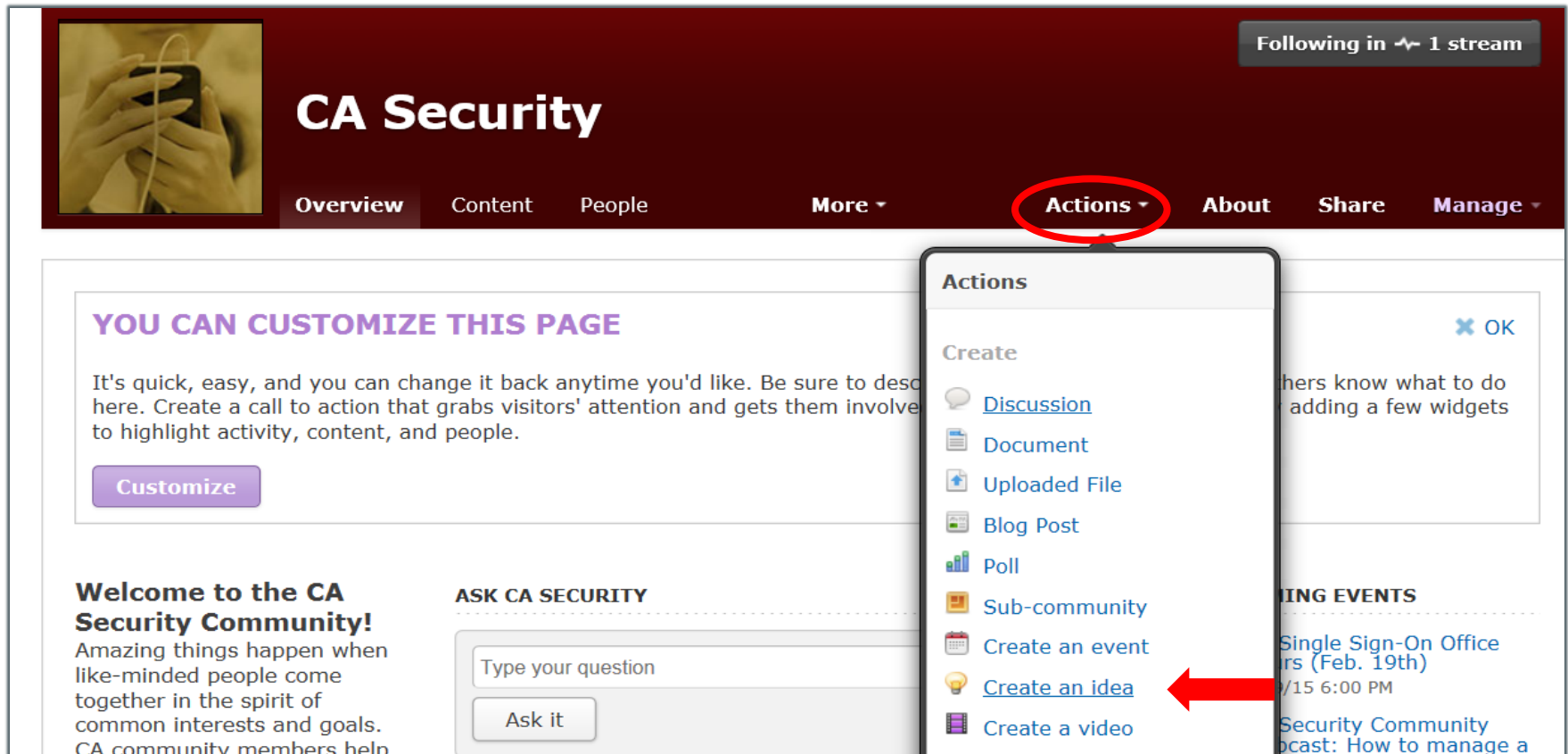
Voting on and discussing
ideas from other
community members



Opting into product validation
programs to test incremental process
and provide feedback that will
influence the next software iteration

Ideation : Submit ideas for product enhancements

- 1) Global Community : <https://communities.ca.com/community/ca-security>
- 2) Login (email / password)
- 3) Click on **Action** tab on the top, then **Ideas**



The screenshot shows the CA Security community page. The top navigation bar is dark red with the following tabs: Overview, Content, People, More, Actions (highlighted with a red circle), About, Share, and Manage. A dropdown menu for 'Actions' is open, showing a list of options: Create, Discussion, Document, Uploaded File, Blog Post, Poll, Sub-community, Create an event, Create an idea (highlighted with a red arrow), and Create a video. The main content area includes a 'YOU CAN CUSTOMIZE THIS PAGE' section with a 'Customize' button, a 'Welcome to the CA Security Community!' section, and an 'ASK CA SECURITY' section with a text input field and an 'Ask it' button. On the right side, there is a 'Following in 1 stream' button and a 'Create an idea' button.

CA Security

Following in 1 stream

Overview Content People More **Actions** About Share Manage

YOU CAN CUSTOMIZE THIS PAGE

It's quick, easy, and you can change it back anytime you'd like. Be sure to describe your idea here. Create a call to action that grabs visitors' attention and gets them involved. To highlight activity, content, and people.

[Customize](#)

Welcome to the CA Security Community!

Amazing things happen when like-minded people come together in the spirit of common interests and goals. CA community members help

ASK CA SECURITY

Type your question

[Ask it](#)

Actions

Create

- [Discussion](#)
- [Document](#)
- [Uploaded File](#)
- [Blog Post](#)
- [Poll](#)
- [Sub-community](#)
- [Create an event](#)
- [Create an idea](#)
- [Create a video](#)

UPCOMING EVENTS

Single Sign-On Office Hours (Feb. 19th) 2/15 6:00 PM

Security Community Podcast: How to manage a

Ideation : Vote for ideas from community members

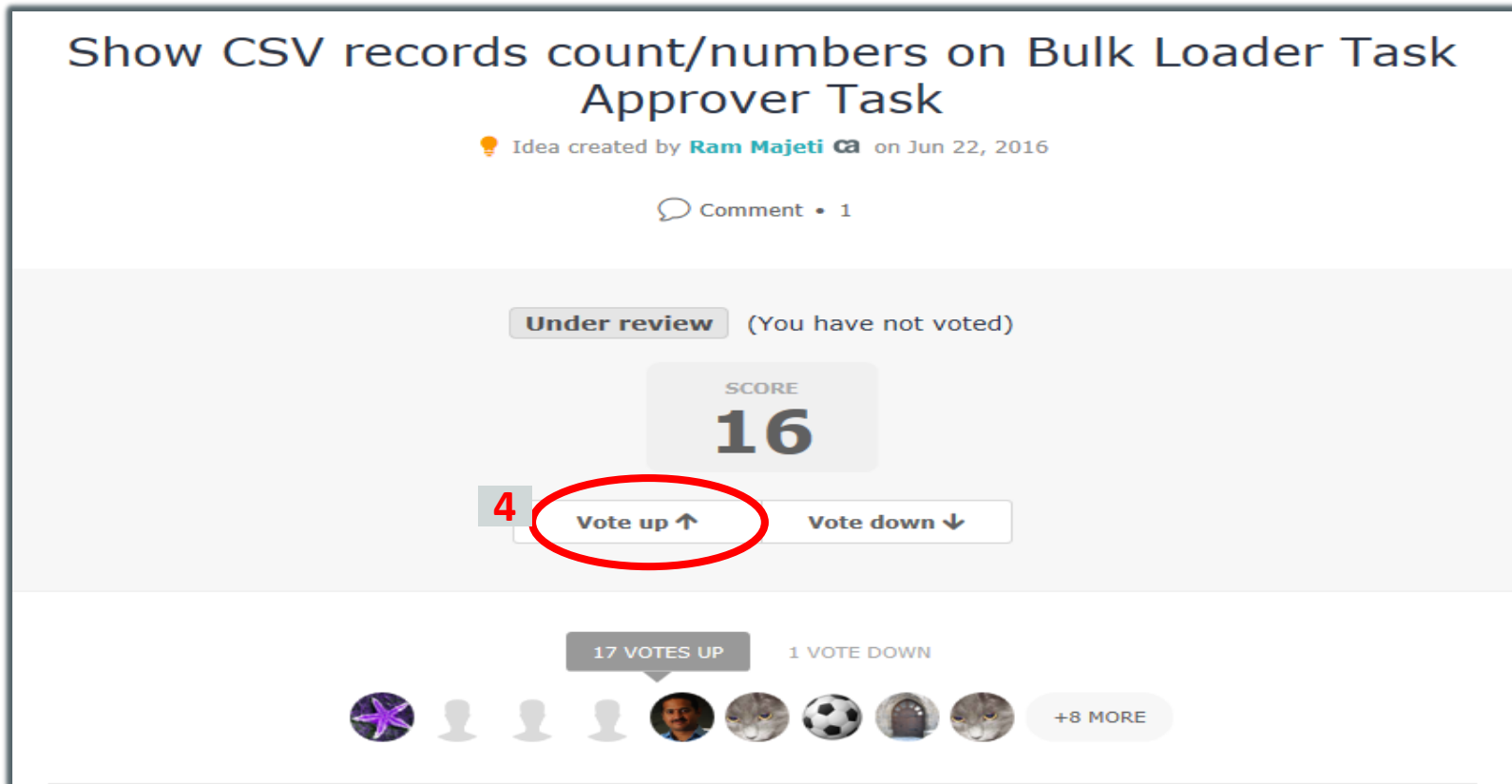
- 1) Click on **Content** tab,
- 2) Click on **Ideas** (💡) to list all the ideas
- 3) **Open an idea** by clicking on it

The screenshot shows the CA Security portal interface. The top navigation bar includes 'Overview', 'Content' (circled in red with a '1'), 'People', 'More', 'Actions', 'About', and 'Manage'. Below the navigation bar, the 'Content' section is active, showing 'All Content (3613)'. A toolbar contains icons for various content types, with the 'Ideas' icon (a lightbulb) circled in red with a '2'. Below the toolbar, there are filters for 'All stages', 'Type to filter by text', 'Filter by tag', and 'Sort by score'. A table lists ideas with columns for Title, Author, Views, and Latest activity. The second idea, 'Provide search support for AC attributes in Administrative' by Ujwol Shrestha, is circled in red with a '3'. The first idea, 'Export/Import SM Objects via Shopping Cart in AdminUI', is marked 'UNDER REVIEW'.

| Title | Author | Views | Latest activity |
|--|----------------|-------|-------------------------|
| 💡 Export/Import SM Objects via Shopping Cart in AdminUI | Josh Coffman | 196 | January 14 2015 9:28 PM |
| 💡 Provide search support for AC attributes in Administrative | Ujwol Shrestha | 221 | February 6 2015 4:05 PM |

Ideation : Vote for ideas from community members

4) **Vote** through the button “Vote up”



Ideation : Benefits

- Enables transparency and turns enhancement requests into conversations
- Places context around the priority and value of an idea
- Maximizes the input of our customers into our development process
- Provides a timely decision for customers' ideas
- Keeps customers informed of decision and status changes
- Builds trust with our customers that we are building products based on open, transparent and collaborative process

Useful Links

CA Communities : All Regional User Groups & Global communities

Ideation (Video) : <https://communities.ca.com/videos/1447>

CA Communities User Guide

The Water Cooler

The go-to spot to ask questions, submit ideas, or find tips, tricks and training pertaining to the CA Communities

Thank you

