

# Lower Your TCO with CA Access Gateway for Citrix Netscaler SDX™

## Presenters:

Brion Miller, CA Technologies  
Allan Andersen, CA Technologies  
Morgan Gerhart, Citrix  
Sanjay Kumar, CA Technologies

**November 5, 2014**



# Webcast Agenda

1

**INTRODUCTION**

2

**CA'S PARTNERSHIP WITH CITRIX**

3

**CITRIX NETSCALER & NETSCALER SDX**

4

**CA ACCESS GATEWAY UPDATES & INTEGRATIONS**

5

**LIVE Q&A**

# Introduction



Kristen Malzone  
Community Manager  
CA Security



Brion Miller  
Global Account Director  
CA Security



Allan Anderson  
Product Manager  
CA Security



Morgan Gerhart  
Director of Products  
Citrix



Sanjay Kumar  
Product Manager  
CA Access Gateway

# CA's Partnership with Citrix

# CA Technologies and Citrix are Teaming Up to Simplify and Accelerate Adoption of the Application Economy

## Strategic Partnership

4-time Gold Sponsor of Synergy

2013 Best of Show Finalist: Virtualization

2013 Best of Show Winner: Cloud

Citrix 2nd year sponsoring CA World



## Joint solutions: CA Technologies + Citrix

CA Unified Infrastructure Management

✓ Citrix XenDesktop, XenApp, Provisioning Services, XenServer, CloudPlatform, NetScaler

CA Single Sign-On

✓ CA Access Gateway on Citrix NetScaler SDX

Several projects under consideration



# Business, rewritten by software™

From planning to development to management to security, at CA we create software that fuels transformation for companies in the application economy.

# Participating Datacenter Consolidation Seminar (NetScaler SDX) Locations

## International

Santiago, Chile (Nov 12)

Buenos Aires, Argentina (Nov 13)

Lima, Peru (Nov 19)

Bogota, Colombia (Nov 26)

## Canada

Calgary, AB (Nov 5)

Vancouver, BC (Nov 6)

Toronto, ON (Nov 12)

Montreal, QC (Nov 13)

Halifax, NS (Dec 4)

## United States

Dallas, TX (Nov 5)

Scottsdale, AZ (Nov 6)

Portland, OR (Nov 6)

Cleveland, OH (Nov 6)

Chicago, IL (Nov 11)

Nashville, TN (Nov 11)

Salt Lake City, UT (Nov 12)

Los Angeles, CA (Nov 13)

Washington, DC (Nov 18)

Baltimore, MD (Dec 2)

Memphis, TN (Dec 4)

Detroit, MI (Dec 11)

Reserve your spot at the  
Datacenter Consolidation Seminar.

Join us and our best-in-class partners to learn how to streamline your virtualized datacenter and radically simplify network services for delivering critical apps.

# CA World '14 – November 9th to 12th Las Vegas, Nevada

- Citrix is a Silver Sponsor
- Speaking slot in the Securecenter Cineplex
- See live product demos
- Available for customer meetings (contact Brion Miller)





# Citrix NetScaler & NetScaler SDX

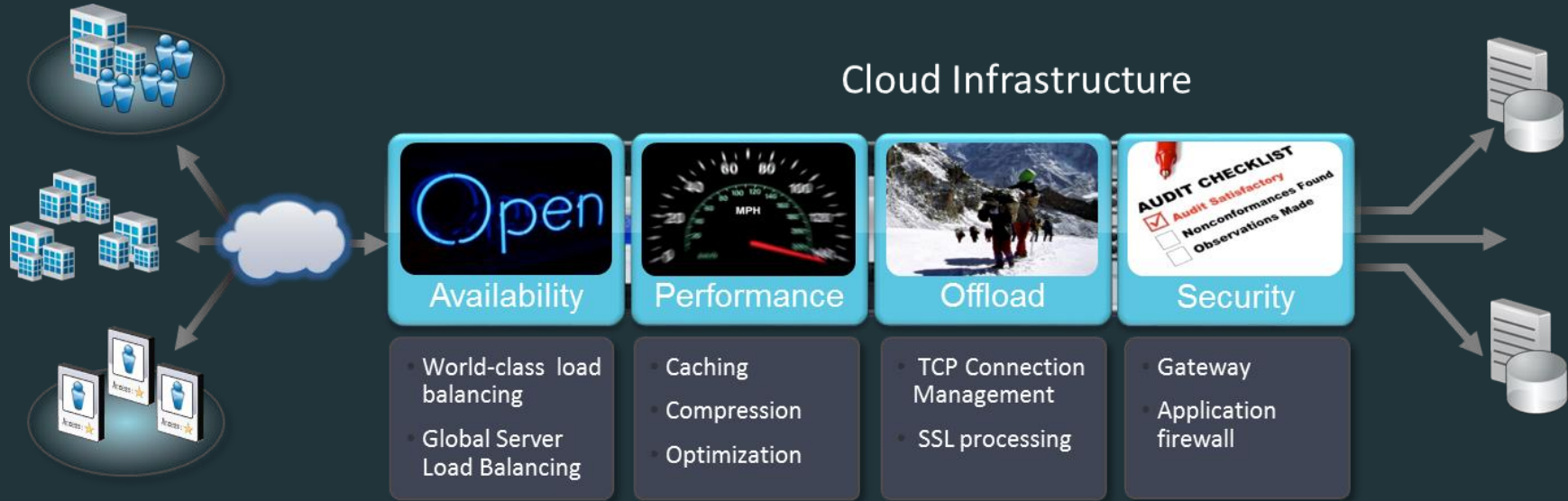
# Workspace

Mobile | Virtual | Secure



# Citrix NetScaler Overview

## *Making Applications Run 5x Better*



**“We’re rolling out an app...”**

That app needs servers  
and storage  
and a network  
and load balancing  
and a firewall  
and IPAM  
and AAA  
...



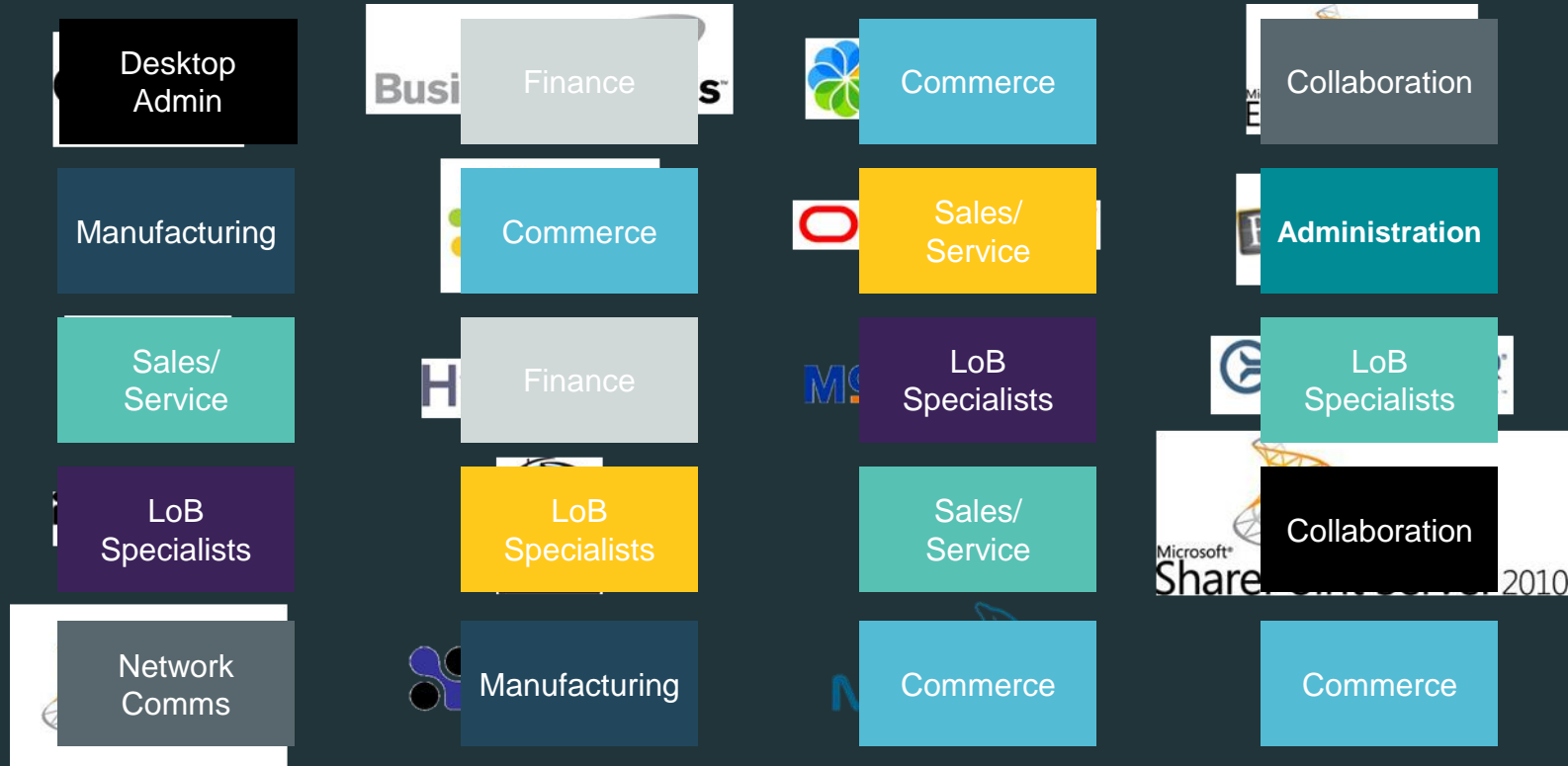
A man in a white shirt and blue striped tie is seated at a conference table. He has a thoughtful expression, with his hand resting on his chin. In the background, another person is partially visible, holding a document. The scene is set in a professional meeting environment.

“And, I’m rolling out...”

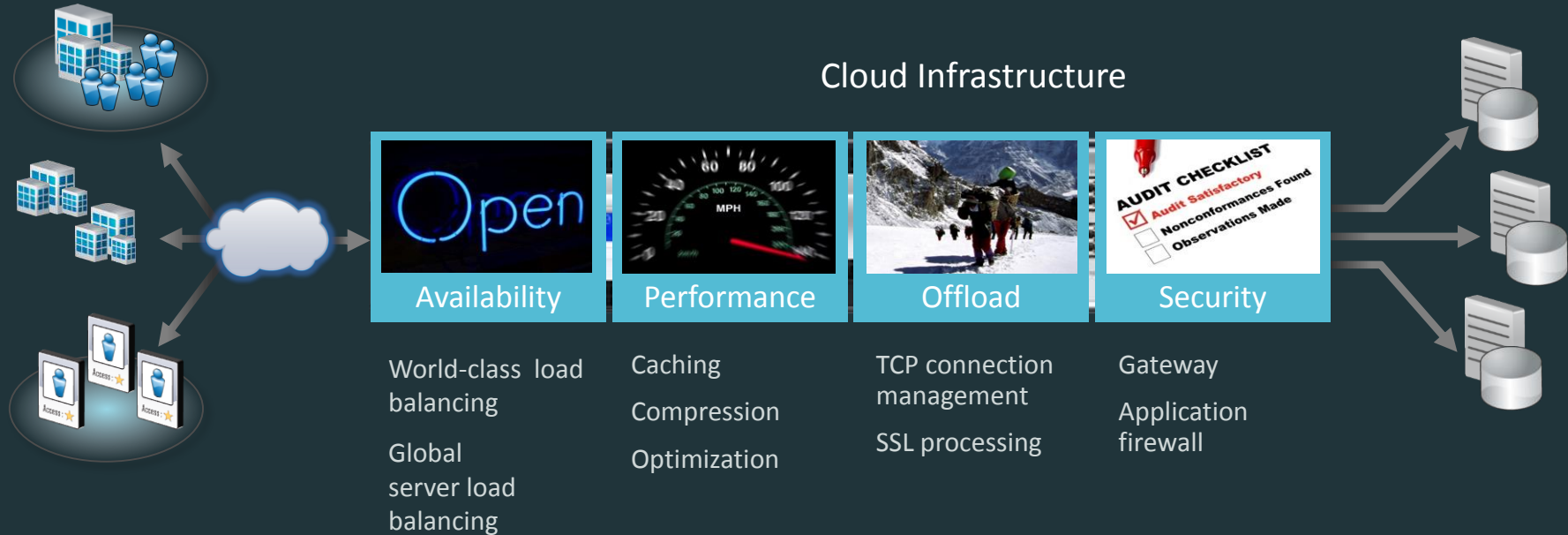
# A LOT of different applications



# Applications have different owners



# All apps need variety of Layer 4-7 services





Each application has its own needs

Throughput

Functionality

Policies

Service levels



Each application has its own lifecycle

Maintenance windows

Infrastructure change frequency

Application change frequency

Desire for new network services

# Introducing NetScaler SDX

- Instances, not partitions
- Complete CPU isolation
- Complete memory isolation
- Version independence
- High availability independence
- Lifecycle independence



# Open Architecture

## Citrix NetScaler SDX

Now open for 3rd  
party services.



# CA Access Gateway Updates & Integrations

# CA Access Gateway for Citrix NetScaler SDX

## CA Access Gateway for Citrix NetScaler SDX

Has all standard features of CA Access Gateway, which can be used after performing standard configurations (requires a configured CA Single Sign-On Policy server, as in standard deployments)

Can be dynamically provisioned and managed from Citrix NetScaler SDX administrative interface

- ✓ Creates a VM with installed CA Access Gateway instance (takes the install parameters from provisioning UI)
- ✓ Monitor performance
- ✓ Start, stop, reboot, upgrade, upgrade SDX tools etc.

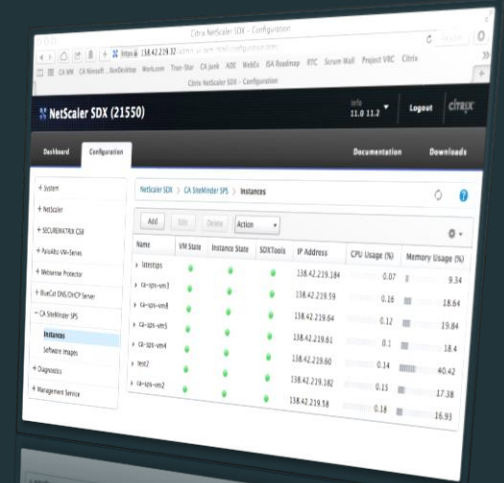
## CA Single Sign-On integration use cases with Citrix NetScaler 10.5.x

SAML-based SSO authentication between Citrix NetScaler and CA Single Sign-On

Radius-based authentication from Citrix NetScaler through CA Single Sign-On

Full range of CA Single Sign-On authentication as well as granular authorization capabilities available via integration

Support for Web service interface-based authentication or authorization



Virtual Appliance built on RedHat Enterprise Linux (RHEL) in Citrix-supported XVA format and deployed on NetScaler SDX platform

# SDX UI with CA Access Gateway: Summary

The screenshot shows the NetScaler SDX (21550) web interface. The top navigation bar includes the NetScaler logo, version 11.0 20.2, a Logout button, and a Citrix logo. Below this, there are tabs for Dashboard, Configuration, Documentation, and Downloads. The Configuration tab is active, and the left sidebar shows a tree view with categories like System, NetScaler, SECUREMATRIX GSB, PaloAlto VM-Series, Websense Protector, BlueCat DNS/DHCP Server, CA Access Gateway (expanded), Diagnostics, and Management Service. Under CA Access Gateway, there are sub-items for Instances and Software Images. The main content area displays the 'Configuration Summary' for CA Access Gateway, showing 5 instances, 11 XVA files, and 2 software files.

NetScaler SDX (21550)

Info 11.0 20.2 Logout CITRIX

Dashboard Configuration Documentation Downloads

NetScaler SDX > CA Access Gateway

**Configuration Summary**

- 5 CA Access Gateway Instances
- 11 CA Access Gateway XVA Files
- 2 CA Access Gateway Software Files

# SDX UI with CA Access Gateway: Provisioning Options

The screenshot shows the NetScaler SDX (21550) Configuration page. The top navigation bar includes 'Dashboard', 'Configuration' (selected), 'Documentation', and 'Downloads'. The top right corner shows 'Info 11.0 20.2', 'Logout', and the Citrix logo. The main content area is titled 'Provision CA Access Gateway Instance'. It contains two sections: 'Provision CA Access Gateway Instance' and 'Initial Settings'. The 'Provision CA Access Gateway Instance' section has three input fields: 'Name\*' (with a help icon), 'Domain Name', and 'XVA File\*' (with a 'Browse' button and a dropdown arrow). The 'Initial Settings' section has two input fields: 'Trusted Host Name\*' (with a help icon) and 'Agent Name\*'. A 'Back' button is located at the top left of the main content area.

NetScaler SDX (21550)

Info 11.0 20.2 | Logout | Citrix

Dashboard Configuration Documentation Downloads

← Back ?

**Provision CA Access Gateway Instance**

Name\* ?

Domain Name

XVA File\* Browse ▼

**Initial Settings**

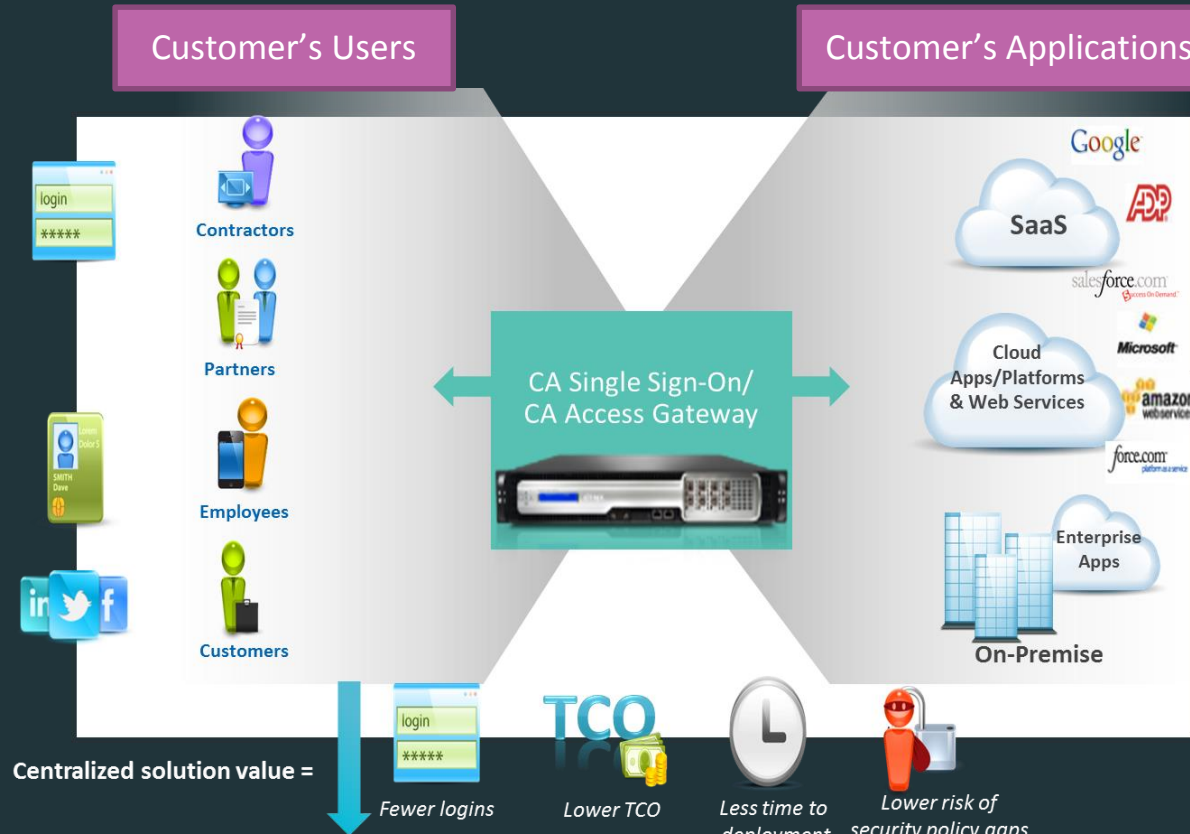
Trusted Host Name\* ?

Agent Name\*



# Connecting Users to Applications:

*Flexible access management is business critical to the open enterprise*



# CA Access Gateway appliance on SDX platform

## *Manageability gains*

- On demand, quick provisioning of CA Access Gateway instance possible from SDX/SVM UI; by providing standard configuration parameters and using Add button on Service Virtual Machine (SVM) UI
- Additionally, Multiple CA Access Gateway VM's can be instantiated from SVM GUI
- Also, SDX Administrator can **ADD** a new CA Access Gateway VM, **EDIT** an existing CA Access Gateway VM Settings, **DELETE** an existing CA Access Gateway VM from SVM UI directly

### Post-Provisioning, CA Access Gateway VM management from SVM UI

- Following UI controls are available in SVM UI, for managing CA Access Gateway VM instance
  - Shut Down, Start, Reboot, Force Shut Down, Force Reboot, Ping, Rediscover version

### Post-Provisioning, CA Access Gateway software management from SVM UI

- CA Access Gateway upgrade can be initiated from SVM GUI, by pointing to a new-upgraded CA Access Gateway binary
- Backup/Restore can be initiated from SVM UI, for preserving the working CA Access Gateway instance and restoring it later

**Naming convention warning! NetScaler Gateway (old) vs CA Access Gateway**

# Other non-Citrix software on NetScaler SDX

Palo Alto Networks provides a wide suite of enterprise-level next generation firewalls, with a diverse range of security features for your network.

Websense protects organizations from the latest cyber attacks and data theft with unified web security, email security, mobile security and data security.

BlueCat provides reliable, scalable and secure IP Address Management (IPAM), DNS and DHCP solutions to help organizations build elastic networks.

The screenshot displays the NetScaler SDX (21550) administrative interface. The top navigation bar includes links for Dashboard, Configuration, Documentation, and Downloads. The left sidebar lists various system components: System, NetScaler, SECUREMATRIX GSB, PaloAlto VM-Series, Websense Protector, BlueCat DNS/DHCP Server, CA SiteMinder Secure Proxy Server, Diagnostics, and Management Service. The main content area is divided into four sections:

- System Resources:**

Total CPU Cores	24
Total SSL Chips	36
Free SSL Chips	36
Total Memory (GB)	96
Free Memory (GB)	41
- License Information:**

Platform	21550
Total Instances	10
Free Instances	3
Maximum Throughput (Mbps)	50000
Free Throughput (Mbps)	49000
Cluster License	Yes
- Hypervisor Information:**

Uptime	62 days 20 hours 13 minutes
Edition	Citrix XenServer
Version	6.1
ISCSI IQN	iqn.2014-01.com.example:6987f375
Product Code	6037-6291-7053-f66e-72c4-d81f
Serial Number	644aad1e-971e-1dc7-561c-3d05d1f8b92c
Build Date	2013-06-26
Build Number	59235p
Supplemental Pack	version 6.1.0-2.6.32.43-0.4.1.xs1.6.10.777.170770
Kernel Version	2.6.32.43-0.4.1.xs1.6.10.777.170770xen
- System Information:**

Platform	21550
Product	NetScaler SDX
Build	11.0: Build 16.1, Date: Sep 12 2014, 11:15:35
IP Address	138.42.219.32
Host ID	022590972cb0
System ID	450050
Serial Number	3KF282ANSR
System Time	Mon Sep 29 04:02:40 UTC 2014
Uptime	5 days 22 hours 51 minutes
BIOS Version	4.1a

A look at Service VM UI – SDX  
Administrative interface

# CA Access Gateway on SDX vs Traditional Access Gateway - Key Differences

## CA Access Gateway on SDX

Instances can be provisioned/deleted from SDX UI

Can be managed via SDX UI

- Reboot, Shutdown
- Upgrade
- Backup-Restore

Multiple instances can be instantiated from SVM UI

- However, multiple CA Access Gateway instances cannot be configured on the same machine from UI

## Traditional Access Gateway

Requires logging into specific machine, for install/config

No such manageability options, from any remote / local UI

- All tasks need to be performed manually on specific machine

Multiple CA Access Gateway instances can be configured on same machine; albeit manually

# Overall Benefits

Platform Consolidation / Leveraging SDX platform, lower TCO	Manageability	Reduced time-to-value
CA Access Gateway supported on SDX platform	CA Access Gateway provisioning automated via SDX management UI	Quick CA Access Gateway provisioning with standard configurations
Reduced management overhead on CA Access Gateway infrastructure	Additional manageability options available: Repair, Backup/Restore, Upgrade	
Easy instantiation of multiple CA Access Gateway machines		

## CA Access Gateway appliance on SDX

SDX Platform	CA Access Gateway
--------------	-------------------

Citrix has opened up the NetScaler SDX platform to support network services from third-party vendors – **by invitation only** – and Citrix built the integration!

# Pricing & Availability

- Separately licensed, as bundle of 4vCPU's (vCPU = 1 core)
- Pricing aligns with lower TCO for customers as they can run CA Access Gateway on their existing network hardware, with better manageability
- For more information on licensing options, please contact your CA account representatives
- Generally available now for customers to purchase, download

# Getting the Solution

- Separate SKU, will be made available on CA Support download center
- Customers will need to have NetScaler SDX 10.5 MR3 release, where NetScaler Management UI incorporates the link for CA Access Gateway provisioning
- Need to have CA Single Sign-On r12.52 SP1
- Customers will download the CA Access Gateway kit (xva file) on SDX hardware
- From NetScaler Management UI, then CA Access Gateway machines can be provisioned

LIVE Q&A




# Ask away!

- Please enter your question into the Q&A WebEx window.
- Join the CA Security Community!
  - [communities.ca.com/community/ca-security](https://communities.ca.com/community/ca-security)
  - Ask a Question, Start a Discussion, or Share your expert knowledge.
  - Suggest or Vote on an idea for an upcoming release.
  - Browse Product Tips or Scripts and Tools from CA Support.
- Follow @CASecurity and @CA\_Community on Twitter!

# Join CA Communities – Become a CA Champion!

*Visit [communities.ca.com](https://communities.ca.com)\**.



LEARN about  
best practices  
and use cases.

CONNECT with  
management,  
engineering and  
support.

SHARE your  
experience and  
expertise.

Join the CA Security Community.

Products covered:

- CA Single Sign-On
- CA Identity Suite
- CA Privileged Identity Manager
- CA Secure Cloud
- CA Data Protection
- CA Risk Authentication
- CA Strong Authentication

\*Navigate to the “Communities” tab, search for “CA Security” and click follow!