


# CA Harvest Software Change Manager

WorkArea Overview

September 2015



# Agenda

- Developer's Desire from Version Control Clients
- What CA Harvest SCM provides for Developers
- Work Area Overview
- Demonstration
- Q&A

# Developer's Desire from Version Control Clients

- Work using any IDE
- Work offline
- Compare with repository
- Compare with versions
- Any code compare tool
- Filter unwanted files while synchronization

# CA Harvest SCM Support for Developers

CA Harvest SCM has three main interfaces to communicate with Harvest Server

- SCM Workbench

Standalone GUI based client to communicate with Harvest Server

- Eclipse Plug-in

Plug-in which provides SCM capabilities from Eclipse IDE

- VSIP Plug-in

Plug-in which provides SCM capabilities from Visual Studio IDE

# SCM Workbench Challenges

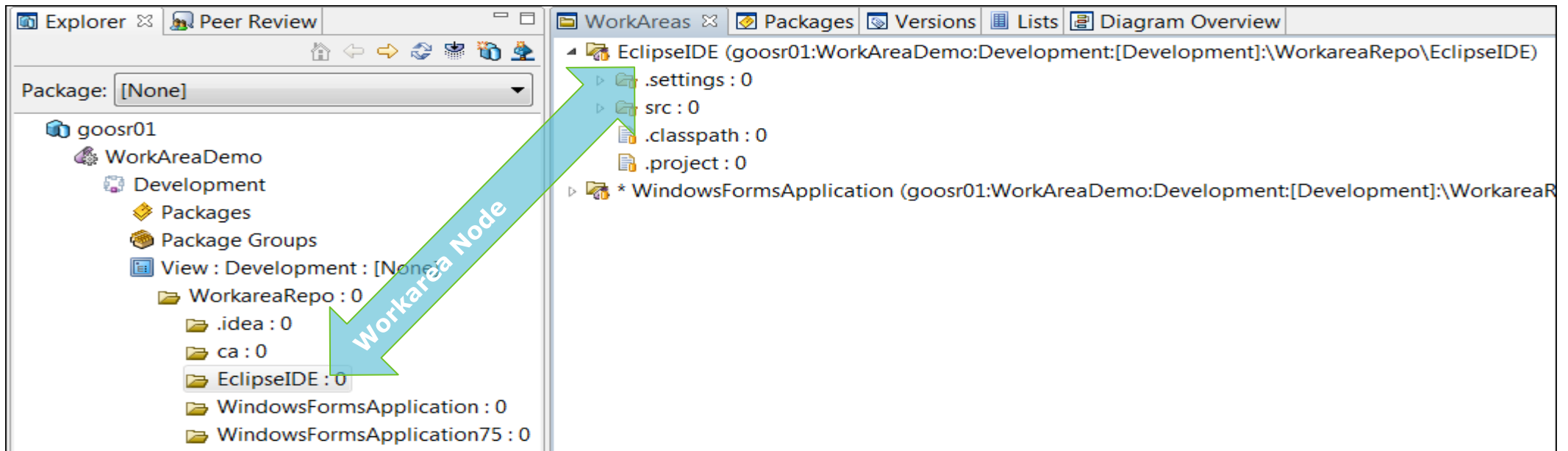
- Always work in online mode
- Forces check-outs, check-ins(R-tag is mandatory to perform any change)
- Developer to remember what to check out, check in?
- Not flexible when it comes to refactoring, renaming, moving files
- Makes concurrent development complex as R-tag blocks other users from modifying resources when directly working on trunk

# SCM Workbench Challenges – Solution

- Ideal solution to the SCM challenges is to offer plugins for the all IDE's with offline/online support
- Creating / maintaining SCM plugins for all IDE's for all customers is unmanageable
- The CA Harvest SCM WorkArea is the best solution to address these challenges
- Getting started is easy!
  - Create WorkArea from SCM Workbench
  - Open the projects in respective IDE's
  - Start working

# WorkArea Overview

- A WorkArea is a location defined by a user on their local file system that is monitored by the Workbench
- A WorkArea is associated with a specific CA Harvest SCM repository, project, state, and folder (view path) and shows the objects in a hierarchical structure

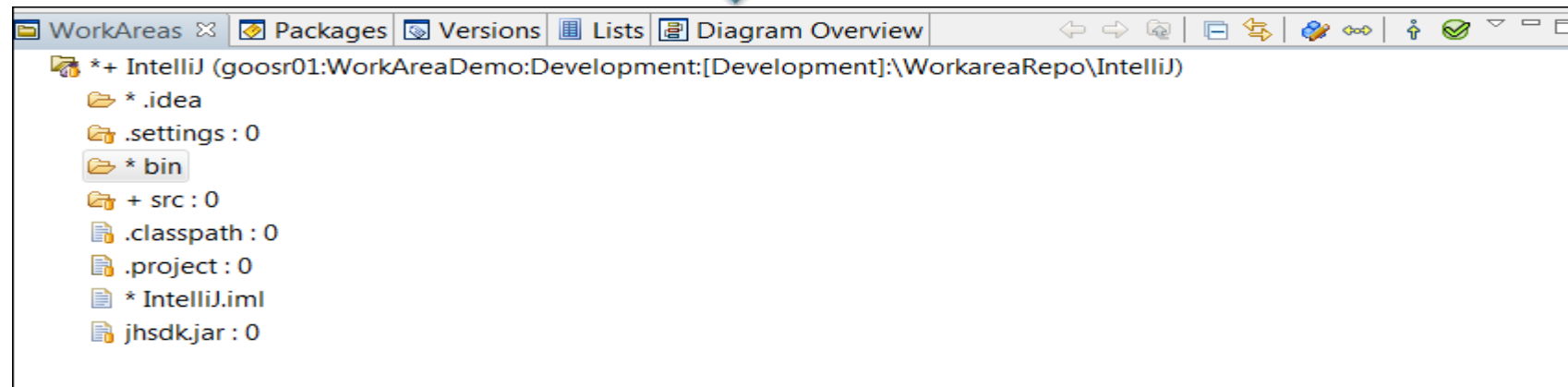
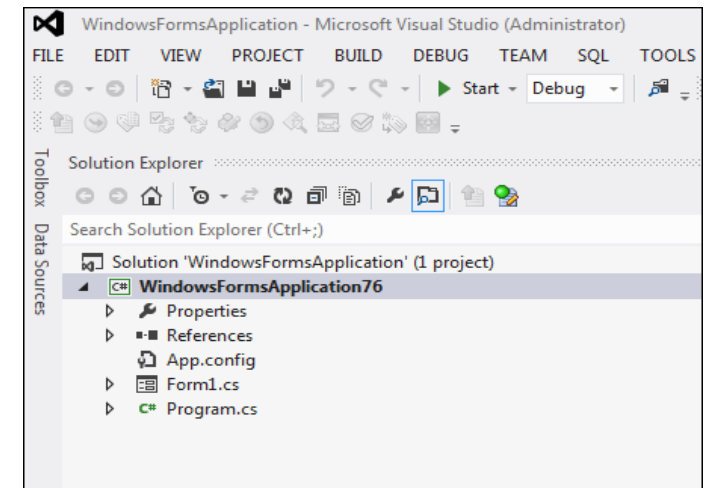
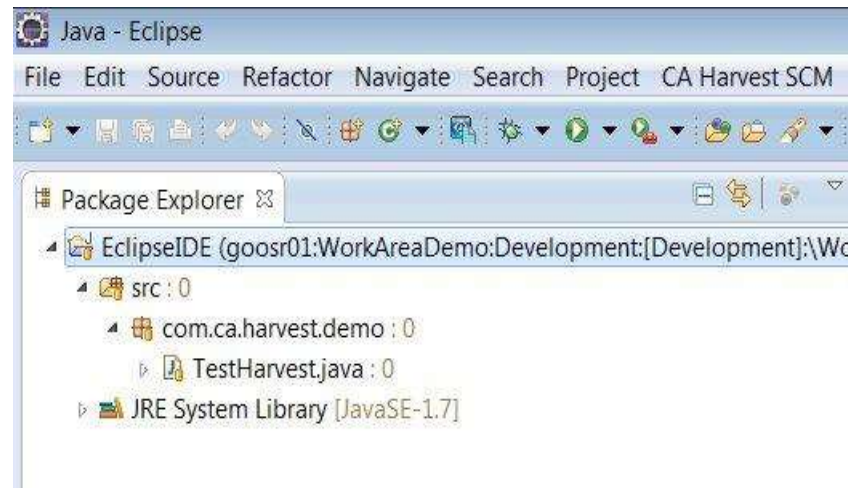
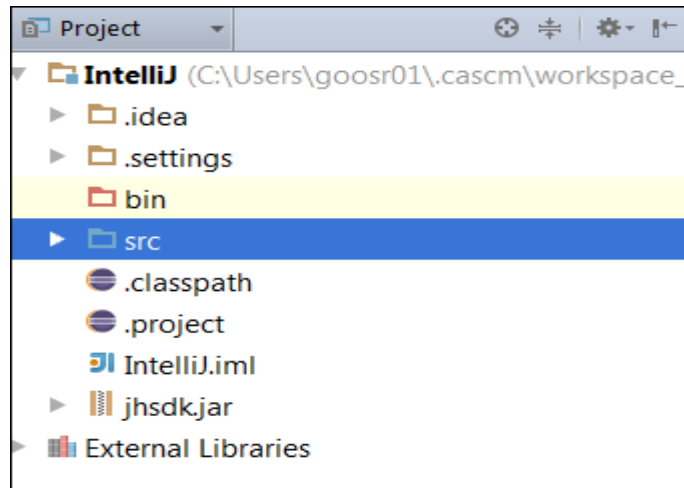


# How WorkArea is defined

- Add the required folder(view path) to your WorkArea from the CA Harvest SCM repository
- Once a WorkArea is created, it means local copy of repository is managed by CA Harvest SCM workbench on your local file system
- Now developers can proceed with following:
  - Use their choice of IDE's to perform changes
  - After changes are done, they can go to WorkArea view and synchronize
  - Remaining tasks would be similar to a typical IDE plugin
  - Developer can evaluate/commit/get/revert/compare changes with the repository from synchronize view



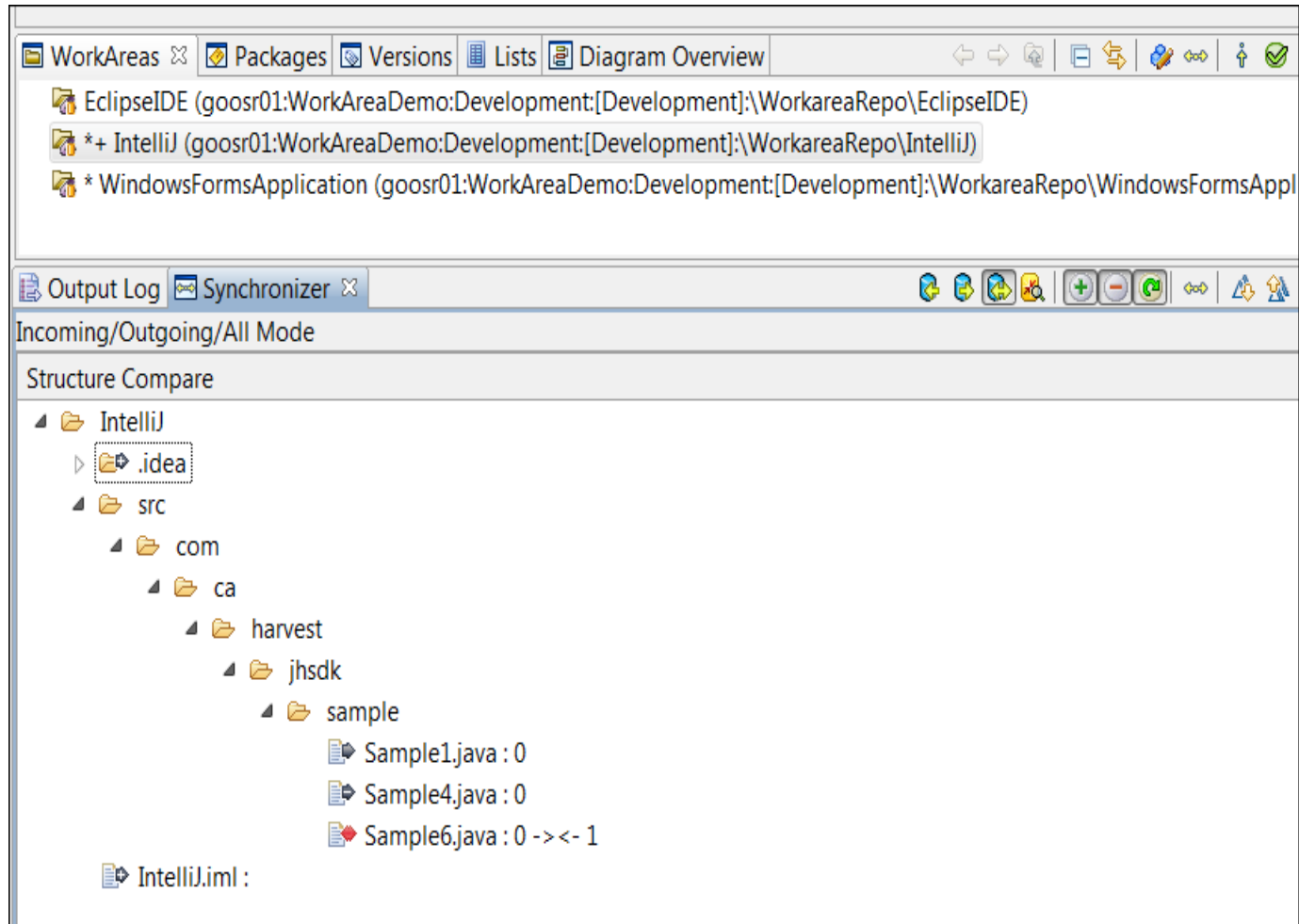
# Multiple IDE's – Single interface to work with SCM(WorkArea)



# Synchronizer view – SCM Operations

- The Synchronizer view is a hierarchical structure of a folder that shows files and indicates if the changes are incoming, outgoing, or conflicting
- The Synchronizer view allows the following:
  - Manage synchronization between the WorkArea and the CA Harvest SCM repository
  - Evaluate incoming and outgoing changes
  - Commit Files to repository/Get Files from repository
  - Compare refactoring changes between local files and repository files
  - Revert local changes

# Synchronizer view - Filters



## Modes

-Incoming/Outgoing/Both/Conflict

To filter the Synchronizer view further based on the type of change, click a toolbar icon to use one of the following actions:

 → Removes additions

 → Removes deletions

 → Removes changes

# WorkArea Advantages

- WorkArea for Developers
  - Remains in the background, providing capability to work with files not repository
  - Does not force to commit changes as it supports offline mode
- WorkArea increases Developer Productivity
  - Identify what are the changes between local system and repository
  - Release or Get changes as needed
- WorkArea supports Concurrent Development
  - Enables to work on files without actually creating a reserve version
  - Local Merges

# How WorkArea addresses developer's desired capabilities

- It allows developers to work on their choice of IDE's
- It allows developers to work offline
- It supports concurrent development by creating versions without reserve tags
- It supports configuring external tools for comparison
- It supports comparing local modified files with repository files

# CA Harvest SCM Work Area: DEMONSTRATION

CA Harvest SCM Work Area: Q + A



## **Sridhar Gooni**

Principal Software Engineer

Sridhar.Gooni@ca.com



**in**

**[www.ca.com/Harvest](http://www.ca.com/Harvest)**