

# CA User Group

## Guide for the members

Abdel Laabi,  
Principal Community Programs for Europe  
CA Technologies

December, 2016



# Content

- Introduction
- Best Practices - Get involved with the CA User Group
- Steps for key actions
  - How to join the User Group
  - How to Start a conversation, ask question (online Forum)
  - How to create content (Document, Conversation ...)
  - How to connect with People & Update your profile
- Ideation : provide input to CA Product Management
  - Submit your idea to enhance the product / Vote for an idea
- Useful Links

# Introduction

***Welcome to the Guide for the CA User Group members.***

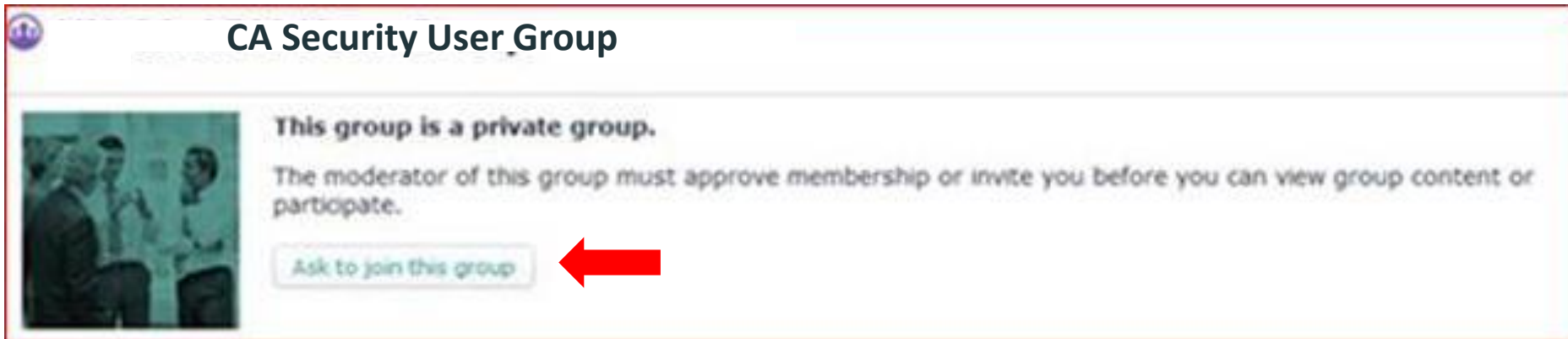
This guide is designed to help user group members in Europe get familiar with the CA Communities new platform. It is also intended to provide some Best Practices to help members get involved in their User Group activities & be active contributors.

# How can I get involved with the User Group ?



## 1) Join the User Group to become member

1. <https://communities.ca.com/groups/norwegian-ca-security-user-group>
2. **Login** (email / password) - use your Support identification, or create an account
3. Click on **"Ask to join this group"**. Your request will be reviewed then Approved



## 2) Share your experience & knowledge

- **in-Person meetings** : User presentation, Roundtable discussions, ...



- **Online** : Click on '**Action**' to share a document or start a conversation ('**Discussion**') ..

The screenshot shows the UK CA PPM User Group website. The header has a navigation bar with links: Overview, Activity, Content, People, Reports, Calendar, Actions (highlighted with a red circle), About, and Share. Below the navigation bar, there are icons for Discussion, Files, Document, and Event. The main content area shows 'RECENT ACTIVITY' with a post by Abderrazzak Laabi in the UK CA PPM User Group, dated 3 weeks ago. A dropdown menu is open from the 'Actions' link, showing options: CREATE, Discussion (with a red arrow), Document, Files (with a red arrow), and Event. The footer includes the CA technologies logo.

### 3) Be active contributor

Get involved in the user group activities (as User Group member, or Board member)

- Make suggestions, ideas, Topics for the next UG meeting, ...
- Contribute to enhance the CA solution (Ideation ...)



# Connecting with people

- 1) Click on **People** tab and use the sorting options to filter and find relevant people
- 2) Click on **Follow** tab on the bottom right  
and choose whether to follow that user via your inbox or connections stream.
- 3) Click on **Message** tab on the bottom right to send private message

Home News Communities Browse ▾ Help ▾ Apps ▾

50+

Melanie Giuliani

TITLE  
Community Programs Analyst

COMPANY  
CA Technologies

EMAIL  
giume03@ca.com

LAST LOGGED IN  
November 19, 2015

VIEW POINTS DETAILS

Overview Activity Content More ▾ Actions ▾

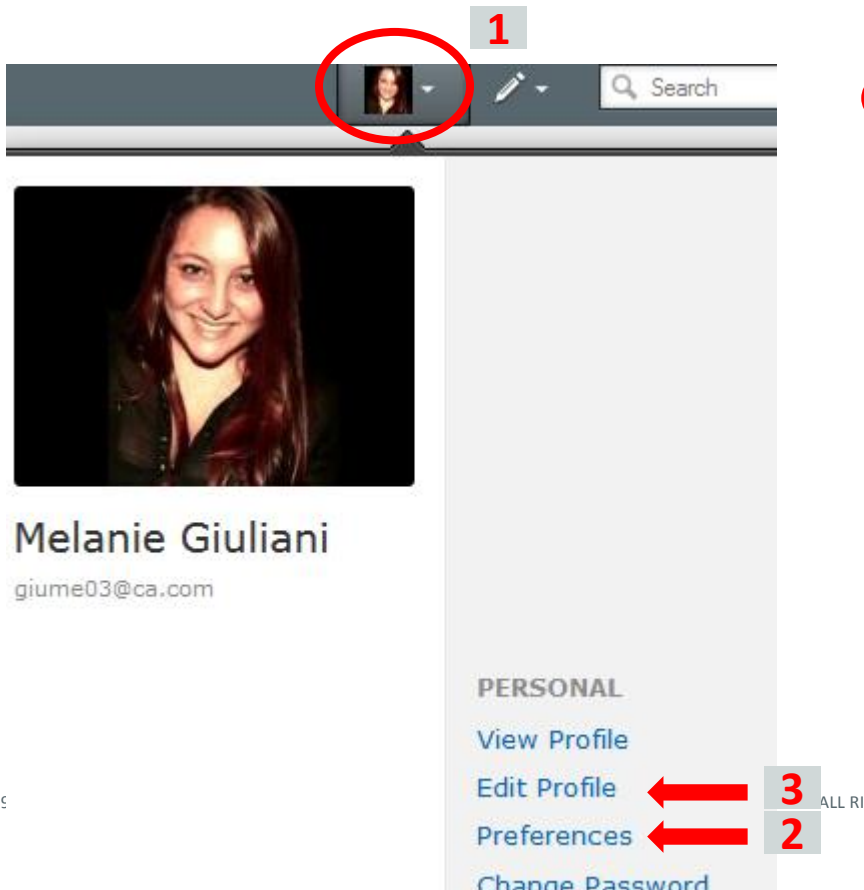
Message Follow ↗

3 2



# Update your profile

- 1) Click on the drop menu on the top of the page
- 2) Click on **Preferences** and update your time zone, language, ...
- 3) Click on **Edit Profile** to load your photo, update your Biography, ...



1

Search

Melanie Giuliani

giume03@ca.com

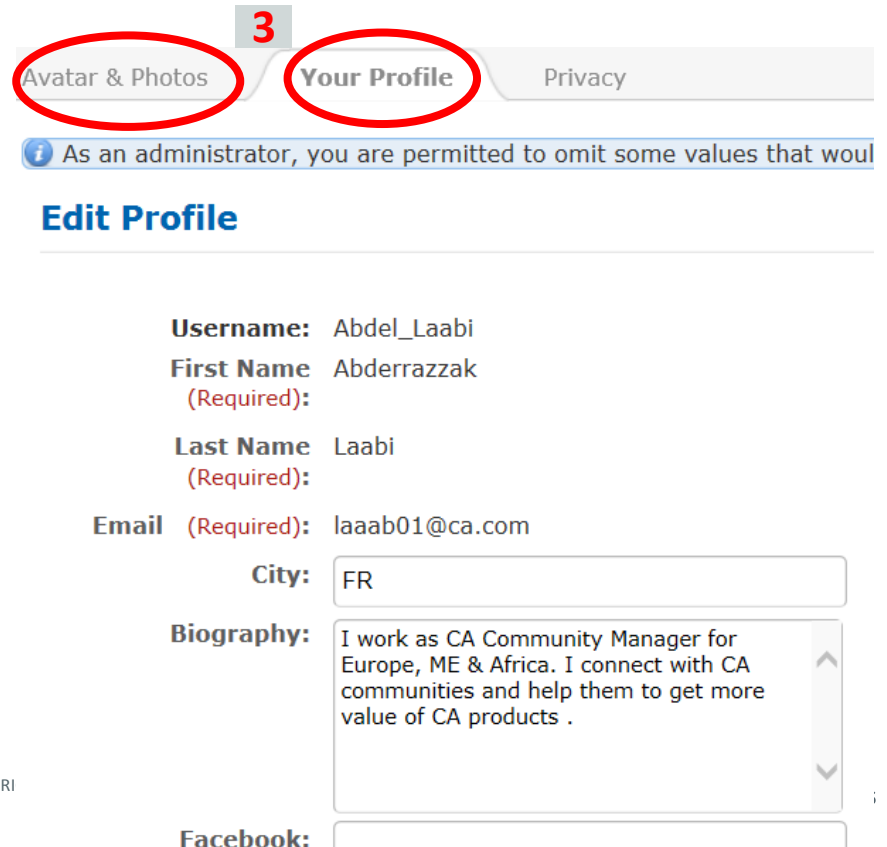
PERSONAL

[View Profile](#)

[Edit Profile](#)

[Preferences](#)

[Change Password](#)



3

Avatar & Photos

Your Profile

Privacy

*As an administrator, you are permitted to omit some values that would otherwise be required.*

**Edit Profile**

**Username:** Abdel\_Laabi

**First Name** Abderrazzak  
(Required):

**Last Name** Laabi  
(Required):

**Email** (Required): laaab01@ca.com

**City:** FR

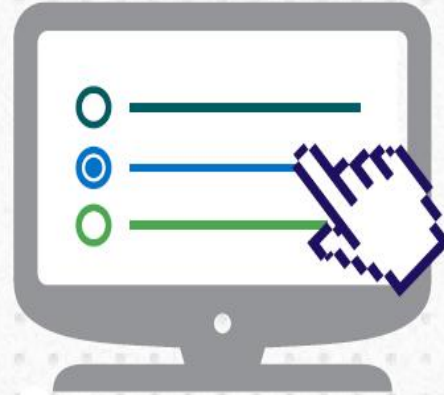
**Biography:** I work as CA Community Manager for Europe, ME & Africa. I connect with CA communities and help them to get more value of CA products .

**Facebook:**

# Ideation : Submit & vote for Product Enhancement ideas



Submitting ideas  
for product  
enhancements



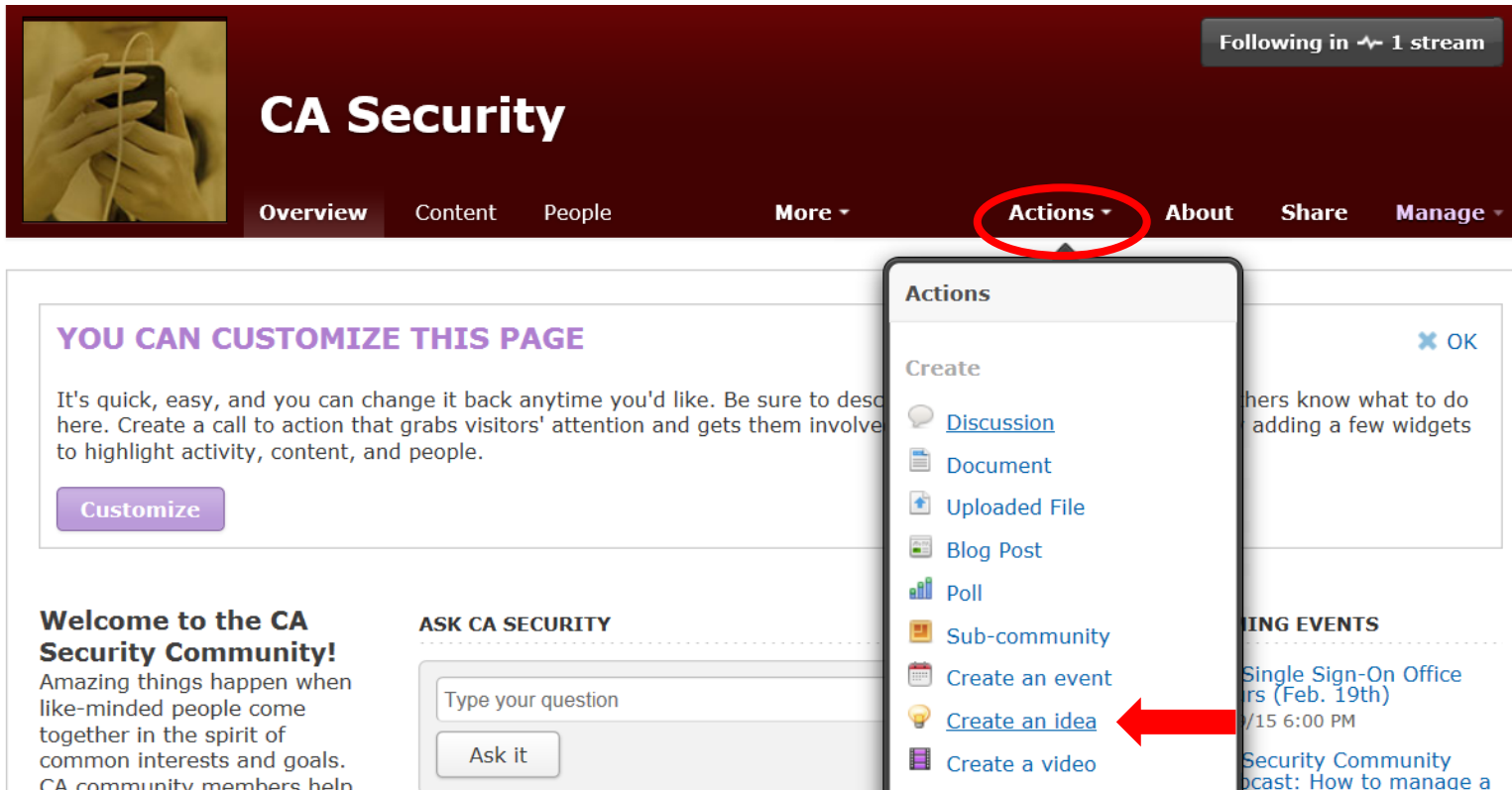
Voting on and discussing  
ideas from other  
community members



Opting into product validation  
programs to test incremental process  
and provide feedback that will  
influence the next software iteration

# Ideation : Submit ideas for product enhancements

- 1) Global Community : <https://communities.ca.com/community/ca-security>
- 2) Login (email / password)
- 3) Click on **Action** tab on the top, then **Ideas**



The screenshot shows the CA Security Community page. The top navigation bar includes tabs for Overview, Content, People, More, Actions, About, Share, and Manage. The 'Actions' tab is highlighted with a red circle. A dropdown menu is open under 'Actions', listing various actions: Create, Discussion, Document, Uploaded File, Blog Post, Poll, Sub-community, Create an event, Create an idea, and Create a video. A red arrow points to the 'Create an idea' option. The main content area includes a section titled 'YOU CAN CUSTOMIZE THIS PAGE' with a 'Customize' button, a 'Welcome to the CA Security Community!' message, and an 'ASK CA SECURITY' section with a question input field and an 'Ask it' button. On the right, there is a 'FOLLOWING EVENTS' section with details about a 'Single Sign-On Office' event.

Following in 1 stream

## CA Security

Overview Content People More Actions About Share Manage

### YOU CAN CUSTOMIZE THIS PAGE

It's quick, easy, and you can change it back anytime you'd like. Be sure to describe your idea here. Create a call to action that grabs visitors' attention and gets them involved to highlight activity, content, and people.

Customize

### Welcome to the CA Security Community!

Amazing things happen when like-minded people come together in the spirit of common interests and goals. CA community members help each other know what to do by adding a few widgets

### ASK CA SECURITY

Type your question

Ask it

### FOLLOWING EVENTS

Single Sign-On Office (Feb. 19th) /15 6:00 PM

Security Community broadcast: How to manage a

Actions

Create

- Discussion
- Document
- Uploaded File
- Blog Post
- Poll
- Sub-community
- Create an event
- Create an idea
- Create a video

# Ideation : Vote for ideas from community members

- 1) Click on **Content** tab,
- 2) Click on **Ideas** (💡) to list all the ideas

The screenshot shows the CA Security community page. The 'Content' tab is highlighted with a red circle and a '1' next to it. Below the tabs, the 'Ideas' icon (a lightbulb) is highlighted with a red circle and a '2' next to it. The main content area displays a list of ideas with columns for Title, Author, Views, and Latest activity.

**CA Security** Following in 1 stream

Overview **Content** People More Actions About Manage

**Categories**

- CA Data Protection
- CA Directory
- CA Identity Suite
- CA Privileged Identity Manager
- CA Risk Authentication
- CA Secure Cloud
- CA Single Sign-On
- CA Strong

All Content (3613)

All stages

Type to filter by text Filter by tag Sort by score 1 2

| Title   | Author         | Views | Latest activity         |
|---|----------------|-------|-------------------------|
| 💡 Export/Import SM Objects via Shopping Cart in AdminUI 33 UNDER REVIEW | Josh Coffman   | 196   | January 14 2015 9:28 PM |
| 💡 Provide search support for ACO attributes in Administrative UI 33 NEW | Ujwol Shrestha | 221   | February 6 2015 4:05 PM |

https://communities.ca.com/community/ca-security/content?filterID=contentstatus%5Bpublic%5D

# Ideation : Vote for ideas from community members

3) Click on an idea in order to open it, then **vote** through the button on the top left

[Home](#) [Content](#) [People](#) [Communities](#) [Help](#) [Apps](#)  

All Places > CA Security > Ideas



## Export/Import SM Objects via Shopping Cart in AdminUI

Created on Mar 31, 2014 11:52 PM by [Josh Coffman](#) - Last Modified: Dec 30, 2014 3:47 PM

33

3

Voted on 33 times. You have not voted.

UNDER REVIEW

In large SiteMinder implementations, export and import are used extensively to migrate applications from Dev to Test, UAT, and Production environments. Application integrators may not have administrative access to remote desktops on policy servers. This type of access is required to use XPSExplorer, XPSEexport, and XPSImport. Navigating the XPS tools and building an xcart to export objects is cumbersome at best, after which, you need to move the xml between servers, and again login to another server via remote desktop to perform the import.

It would be nice if SiteMinder could provide the ability to navigate through objects in the Administrative User

[Follow](#)

[Share](#)

[Bookmark](#)

**ACTIONS**

-  [Edit idea](#)
-  [Move idea](#)
-  [Delete idea](#)
-  [Report abuse](#)
-  [View as PDF](#)

# Ideation : Benefits

- Enables transparency and turns enhancement requests into conversations
- Places context around the priority and value of an idea
- Maximizes the input of our customers into our development process
- Provides a timely decision for customers' ideas
- Keeps customers informed of decision and status changes
- Builds trust with our customers that we are building products based on open, transparent and collaborative process

# Useful Links

CA Communities : All Regional User Groups & Global communities

Ideation ( Video ) : <https://communities.ca.com/videos/1447>

CA Communities User Guide

The Water Cooler

The go-to spot to ask questions, submit ideas, or find tips, tricks and training pertaining to the CA Communities

# Thank you

