

Symantec / Configure Partnernet

<https://symantec.app.box.com/file/193447342255>

Presenter

Cyril Colletaz

TSAM

Date

08/03/2017



Partnernet Account Creation

Section

1



Why configuring Partnernet

After you create partnernet you will be able to get access to

- Free trainings on elibrary

https://learn-education.symantec.com/Saba/Web_spf/NA1PRD0127/common/subscriptiondetail/sbscr0000000000001560

- View and participate to the forum, blogs, articles and enrol in Secure One Services group to receive notifications

Via <https://www.symantec.com/connect/>

You need to register first. (see next slide Symantec connect)

- Secure One services training videos and documentation via

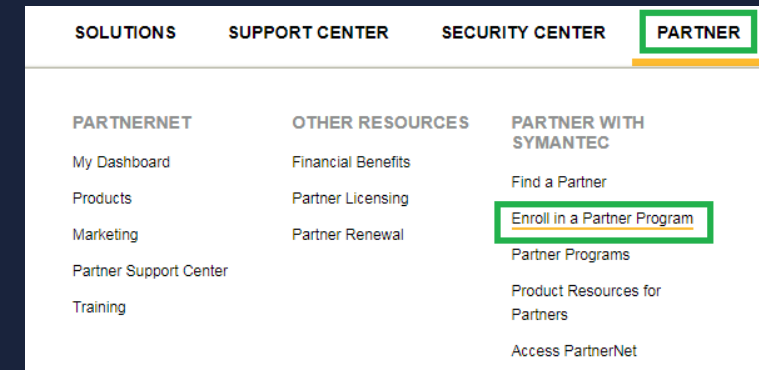
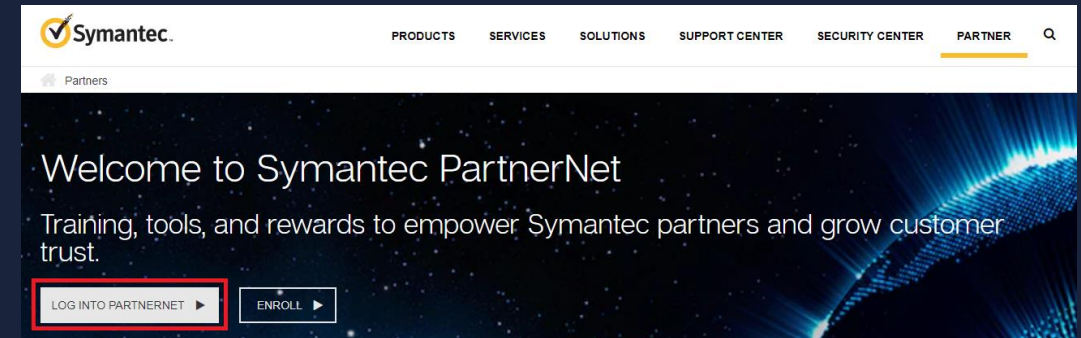
<https://go.symantec.com/secureoneservices-enablement>

(available in the next few weeks)

How to Configure PartnerNet access

Enrolling into a Partner Program

- Browse to <https://www.symantec.com/partners>
- Click “Log Into PartnerNet”
- Then select “Partner” and “Enroll in a Partner Program”
- Select “Lookup Existing Organization” and add yourself to your companies account



Enroll in a Symantec Partner Program

Here you can enroll in the Symantec Secure One Reseller program or the Secure One Innovator program.

Please select if you want to enroll your company in one of these partner programs, or add yourself to your company's existing Secure One Reseller or Secure One Innovator program account.

☐ Enroll Organization

☐ Lookup Existing Organization

I want to enroll my company in a partner program.

I want to add myself to my company's existing partner program account.

NEXT

How to Configure PartnerNet access

Enrolling into a Partner Program

- Your organization should appear, based on company domain.
 - –If your organization does not appear, your company may not allow self-registration.
 - –Your company's Primary Contact has the ability to allow members to Self-Register, but must select this option in their PartnerNetDashboard under Contacts.
 - –To find your Primary Contact, look under Contacts on your Dashboard in PartnerNet or contact Partnerservice@Symantec.com
- •Select your office location

Allow Self-Registration?

If you allow self-registration, the user with your email domain will be able to self-register into PartnerNet and be associated to your account. An email notification will be sent to the email address you provide. If you don't allow self-registration, all the requests will be directed to a Symantec Partner Program Manager. The Company Email Domain refers to the name of the company after the @ sign.

☒ Allow Self-Registration?

Company Email Domain

Email Address for Notification

Submit

Your Company

Using your NSL login credentials, we have found the following companies that share your email address and web domain. If you did not log into NSL with your company email address, and do not see your company listed below, then please log out of NSL and either log into or register an NSL account with your company email address.

Please select your company and press **Next**.

If you are logged into NSL with your company email, and you don't see your company listed, select **Not Found**.

☐ **Cake Shop**
128 harvest circle
Williamsbur Virginia, 23185
United States
7578978870

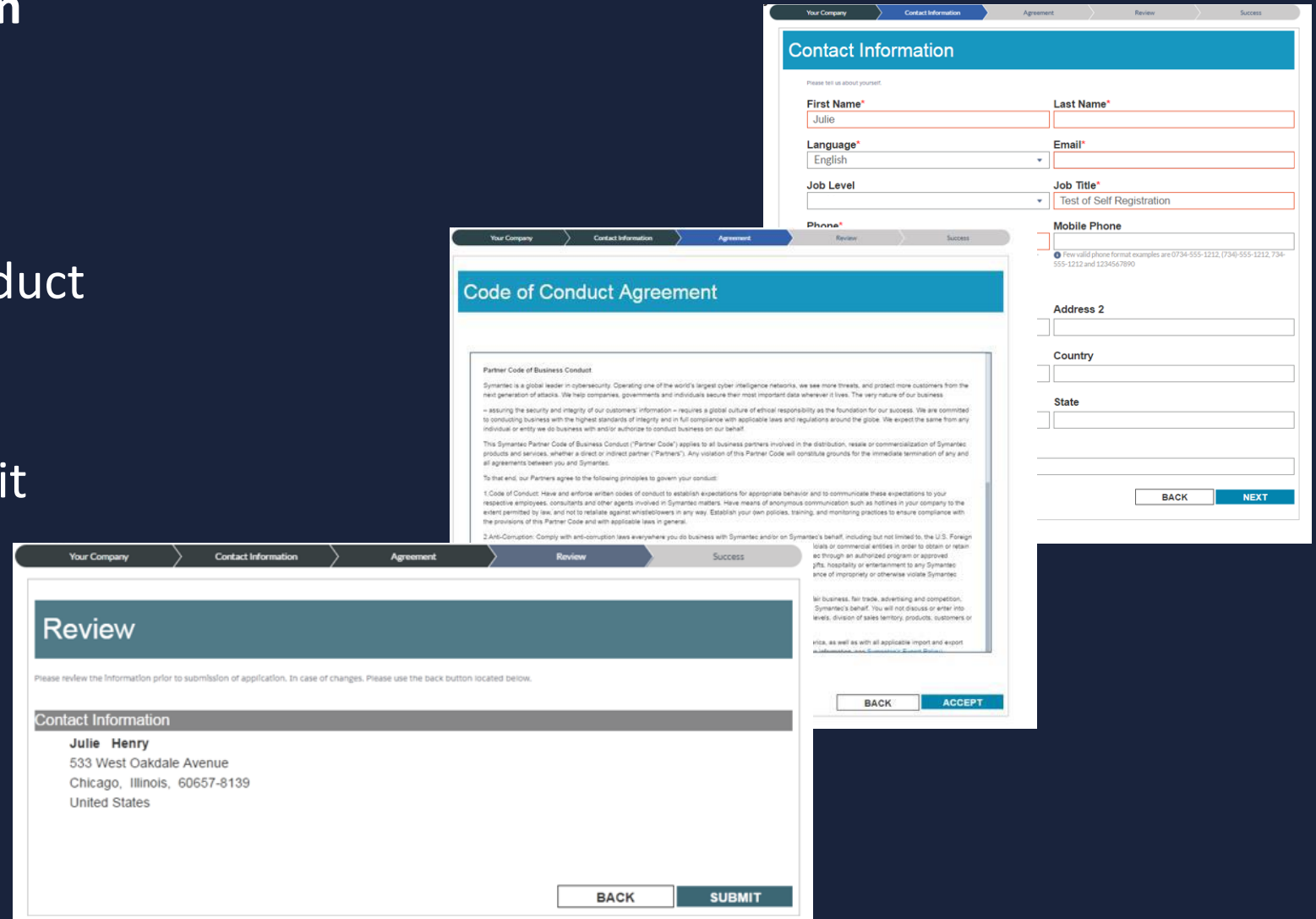
☒ **#1 Company**
111 Company Lane
New York New York, 11205
United States
757 897 8870

NOT FOUND **NEXT**

How to Configure PartnerNet access

Enrolling into a Partner Program

- Enter contact details
- Accept end user Code of Conduct Agreement
- •Review details and hit Submit



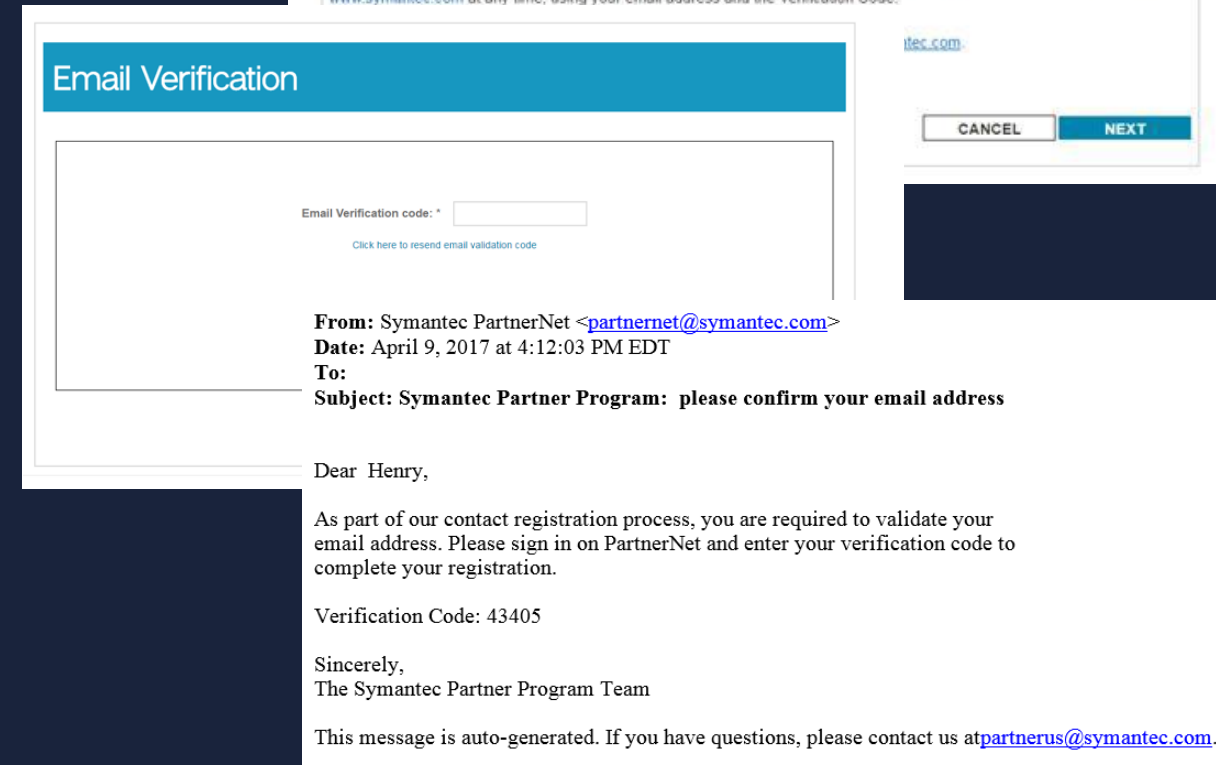
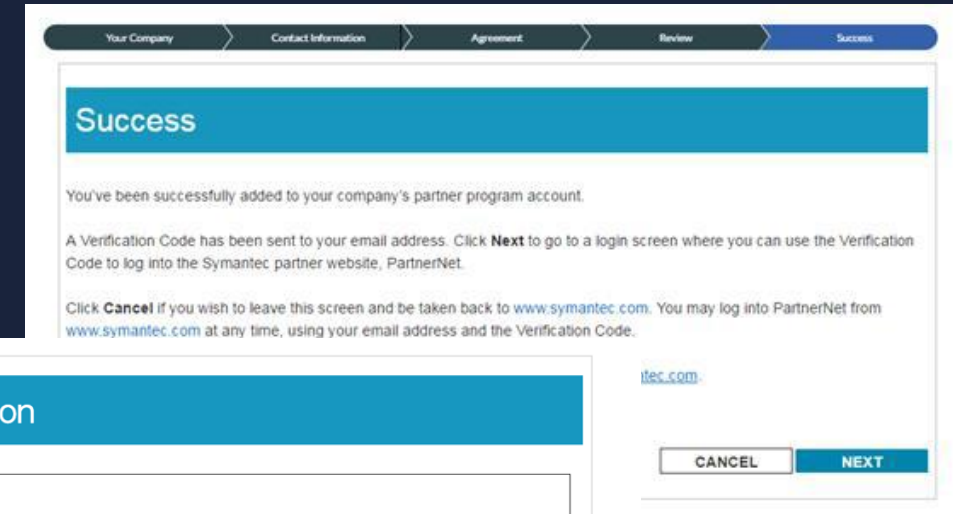
The screenshots illustrate the three-step enrollment process for the Symantec PartnerNet program:

- Contact Information:** This step requires the user to provide personal and professional details. The form includes fields for First Name (Julie), Last Name, Language (English), Email, Job Level (Test of Self Registration), Job Title, Phone, and Mobile Phone. It also includes a section for Address 2, Country, and State.
- Code of Conduct Agreement:** This step involves accepting the Symantec Partner Code of Business Conduct. The agreement text states that Symantec is a global leader in cybersecurity and that the user agrees to the terms of the code of conduct, which includes provisions for confidentiality, non-solicitation, and non-competition.
- Review:** This final step allows the user to review the information entered in the previous steps. The review screen shows the contact information for Julie Henry, 533 West Oakdale Avenue, Chicago, Illinois, 60657-8139, United States. The user is prompted to use the back button if changes are needed or to submit the application.

How to Configure PartnerNet access

Verify your login to your Companies account

- Once you are successfully added to your company's partner program account, a **Verification Code** will be sent to your email address.
- Follow the link on the Success screen or if you log out, sign back into PartnerNet and enter the Verification Code.
- Your registration is complete and you will now be able to access PartnerNet.





Thank you.

Cyril Colletaz

SAM